

Match Group Inc

Börse: NASDAQ

ISIN: US57667L1070

Währung: USD

Kurs: 30,74 USD

Stand: 12.03.2025

Match Group, Inc. provides dating products worldwide. The company's portfolio of brands includes Tinder, Match, The League, Azar, Meetic, OkCupid, Hinge, Pairs, PlentyOfFish, and Hakuna, as well as a various other brands. The company was incorporated in 1986 and is based in Dallas, Texas.

Aktuelles KGV	14,86
Gewinn je Aktie	2,20
Letzte Dividende je Aktie	0,19
Aktuelle Dividendenrendite	0,58
Cash Flow je Aktie	3,72
Buchwert je Aktie	-0,25
Akt. Marktkapitalisierung	8.191,54 Mil.
EBIT	823,31 Mil.
EBIT-Marge	23,66

Industrie	Internet
Sektor	Internet
Subsektor	Internetsoftware und Dienstleistungen
Anschrift	Match Group Inc. 8750 N Central Expressway Dallas TX 75231 www.mtch.com

Investor Relations	
IR-Telefon	
IR-Email	IR@match.com

Hauptaktionäre	Vanguard Group Inc (12.38%),Blackrock Inc. (7.74%),State Street Corporation (6.7%),UBS Group AG (5.28%),Elliott Investment Management...
----------------	------------------------------------------------------------------------------------------------------------------------------------------

Streubesitz	99,47%
-------------	--------

Vorstand	Gary Swidler, Jared Sine, Malgosia Green, Justin McLeod, D.V. Williams, Hesam Hosseini, Will Wu, Justine Sacco, Philip Eigenmann
----------	----------------------------------------------------------------------------------------------------------------------------------

Aufsichtsrat	Thomas J. Mcinerney, Bernard Kim, Stephen Bailey, Melissa Brenner, Shar Dubey, Ann Mcdaniel, Wendi Murdoch, Glenn H. Schiffman, Pamela...
--------------	-------------------------------------------------------------------------------------------------------------------------------------------

Mitarbeiter	-
-------------	---

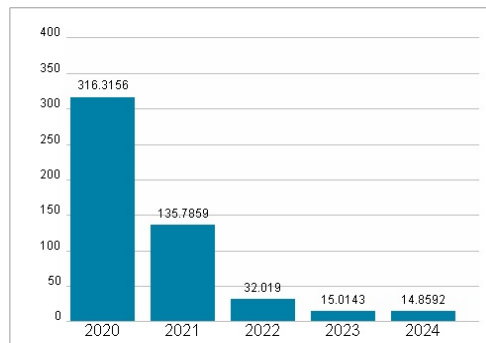
Umsatz	3479,37 Mil.
--------	--------------



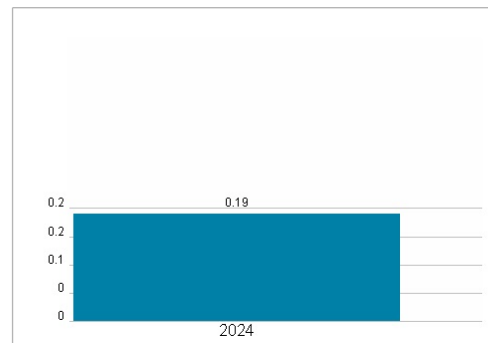
Wertentwicklung

	1M	6M	1J
Performance	-10,92%	-13,49%	-9,00%
Volatilität	35,10	40,24	37,98
Volumen Ø (Stk./Tag)	5 875 698	4 644 720	5 005 152

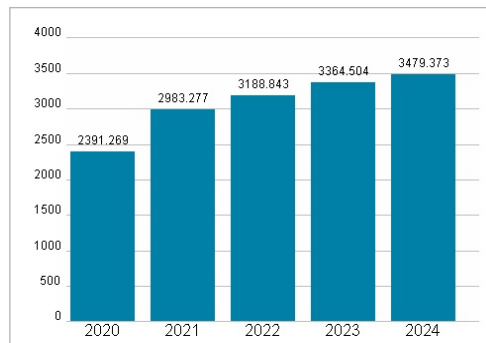
Aktuelles KGV



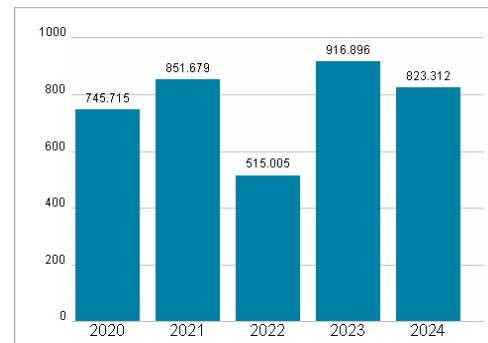
Dividende je Aktie (USD)



Unternehmensumsatz (USD)



EBIT (USD)



Historische Daten: 2024 Erstellt: 13.03.2025 20:05