

RAKUTEN GROUP INC.

Börse: TradeGate

ISIN: JP3967200001

Währung: EUR

Kurs: 6,43 EUR

Stand: 19.02.2025

Rakuten is a prominent Japanese e-commerce and fintech service provider, with a comprehensive ecosystem including e-commerce, travel, banking, and securities services. Established in 1997, it entered the mobile network sector in 2020. Mergers and acquisitions drive growth, while the Rakuten Super Points loyalty program promotes cross-service utilization. Approximately 80% of revenue comes from the Japanese market, with a focus on profitable domestic operations.

Aktuelles KGV	-
Gewinn je Aktie	-158,47
Letzte Dividende je Aktie	-
Aktuelle Dividendenrendite	-
Cash Flow je Aktie	338,07
Buchwert je Aktie	390,53
Akt. Marktkapitalisierung	1.345.263,87 Mil.
EBIT	-212857,00 Mil.
EBIT-Marge	-10,28

Industrie	Internet
Sektor	Internet
Subsektor	Internetsoftware und Dienstleistungen
Anschrift	Rakuten Group Inc. 1-14-1 Tamagawa Setagaya 158-0094 https://global.rakuten.com/

Investor Relations	
IR-Telefon	
IR-Email	

Hauptaktionäre	Crimson Group, LLC. (10.59%), Hiroshi Mikitani (8.25%), The Master Trust Bank of Japan, Ltd. (Trust Account) (7.61%), Haruko Mikitani...
----------------	--

Streubesitz	-
-------------	---

Vorstand	Masayuki Hosaka, Kentaro Hyakuno, Kazunori Takeda, Kenji Hirose, Yasufumi Hirai, Naho Kono, Hiroshi Takasawa, Akihito Kurozumi, Amit...
----------	---

Aufsichtsrat	Hiroshi Mikitani, Masayuki Hosaka, Kentaro Hyakuno, Kazunori Takeda, Kenji Hirose, Takaharu Ando, Sarah J. M. Whitley, Tsedal Neeley...
--------------	---

Mitarbeiter	-
-------------	---


Umsatz	2071315,00 Mil.
--------	-----------------



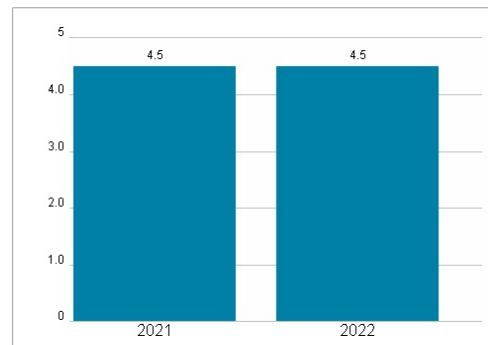
Wertentwicklung

	1M	6M	1J
Performance	+10,00%	+7,13%	+30,51%
Volatilität	49,48	41,09	43,17
Volumen Ø (Stk./Tag)	1 120	1 059	1 304

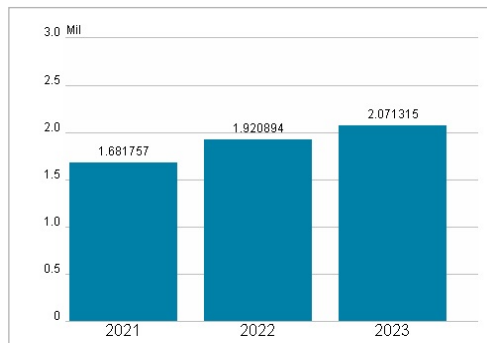
Aktuelles KGV



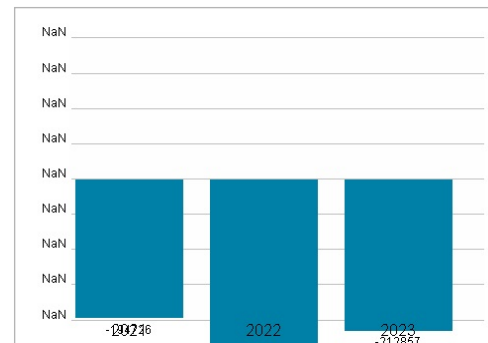
Dividende je Aktie (JPY)



Unternehmensumsatz (JPY)



EBIT (JPY)



Historische Daten: 2023

Erstellt: 22.02.2025 15:16