

# CHEMOURS CO. DL-,01

Börse: Stuttgart

ISIN: US1638511089

Währung: EUR

Kurs: 21,67 EUR

Stand: 28.06.2024

The Chemours Company provides performance chemicals in North America, the Asia Pacific, Europe, the Middle East, Africa, and Latin America. It operates through three segments: Titanium Technologies, Thermal & Specialized Solutions, and Advanced Performance Materials.

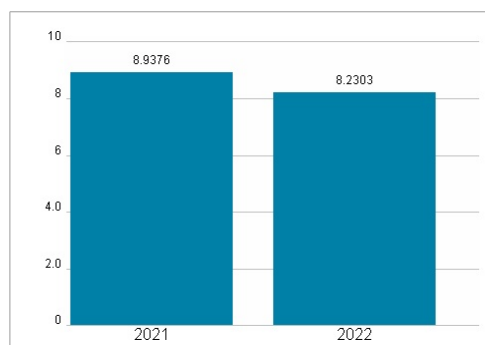
Aktuelles KGV	8,23
Gewinn je Aktie	3,72
Letzte Dividende je Aktie	1,00
Aktuelle Dividendenrendite	3,27
Cash Flow je Aktie	4,85
Buchwert je Aktie	7,13
Akt. Marktkapitalisierung	4.757,10 Mil.
EBIT	0,00 Mil.
EBIT-Marge	-
Industrie	Rohstoffe
Sektor	Chemie
Subsektor	Chemie, spezialisiert
Anschrift	The Chemours Co 1007 Market Street P.O. Box 2047 Wilmington, Wilmington, Delaware 19899 US <a href="https://www.chemours.com/en">https://www.chemours.com/en</a>
Investor Relations	Lori Ursomarso
IR-Telefon	+1 302 773 2263
IR-Email	<a href="mailto:investor@chemours.com">investor@chemours.com</a>
Hauptaktionäre	Blackrock Inc. (11.83%), Vanguard Group, Inc. (The) (11.83%), FMR, LLC (10.23%), State Street Corporation (2.98%), JP Morgan Chase...
Streubesitz	-
Vorstand	Sameer Ralhan, Alisha Bellezza, Denise Dignam, Susan Kelliher, Jonathan S. Lock, Alvenia Scarborough, Dave Shelton, Ed Sparks
Aufsichtsrat	Dawn L. Farrell, Mark E. Newman, Curtis V. Anastasio, Bradley J. Bell, Mary B. Cranston, Curtis J. Crawford, Erin N. Kane, Sean D....
Mitarbeiter	6 600
Umsatz	6794,00 Mil.



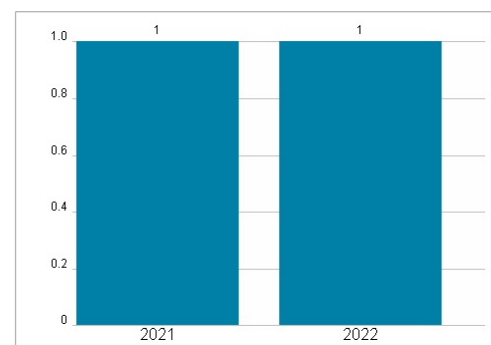
## Wertentwicklung

	1M	6M	1J
Performance	-9,19%	-27,82%	-37,26%
Volatilität	49,84	64,59	52,07
Volumen Ø (Stk./Tag)	13	13	09

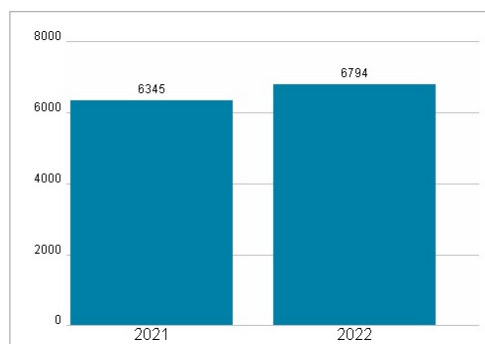
## Aktuelles KGV




## Dividende je Aktie (USD)



## Unternehmensumsatz (USD)



## EBIT (USD)



Historische Daten: 2022

Erstellt: 01.07.2024 20:16