

Chemours Company

Börse: NYSE

ISIN: US1638511089

Währung: USD

Kurs: 22,56 USD

Stand: 02.07.2024

The Chemours Company provides performance chemicals in North America, the Asia Pacific, Europe, the Middle East, Africa, and Latin America. It operates through three segments: Titanium Technologies, Thermal & Specialized Solutions, and Advanced Performance Materials.

Aktuelles KGV	8,23
Gewinn je Aktie	3,72
Letzte Dividende je Aktie	1,00
Aktuelle Dividendenrendite	3,27
Cash Flow je Aktie	4,85
Buchwert je Aktie	7,13
Akt. Marktkapitalisierung	4.757,10 Mil.
EBIT	0,00 Mil.
EBIT-Marge	-

Industrie Rohstoffe

Sektor Chemie

Subsektor Chemie, spezialisiert

Anschrift
The Chemours Co
1007 Market Street P.O. Box 2047 Wilmington,
Wilmington, Delaware 19899 US
<https://www.chemours.com/en>

Investor Relations Lori Ursomarso

IR-Telefon +1 302 773 2263

IR-Email
investor@chemours.com

Hauptaktionäre
Blackrock Inc. (11.83%), Vanguard Group, Inc. (The) (11.83%), FMR, LLC (10.23%), State Street Corporation (2.98%), JP Morgan Chase...

Streubesitz -

Vorstand
Sameer Ralhan, Alisha Bellezza, Denise Dignam, Susan Kelliher, Jonathan S. Lock, Alvenia Scarborough, Dave Shelton, Ed Sparks

Aufsichtsrat
Dawn L. Farrell, Mark E. Newman, Curtis V. Anastasio, Bradley J. Bell, Mary B. Cranston, Curtis J. Crawford, Erin N. Kane, Sean D....

Mitarbeiter 6 600

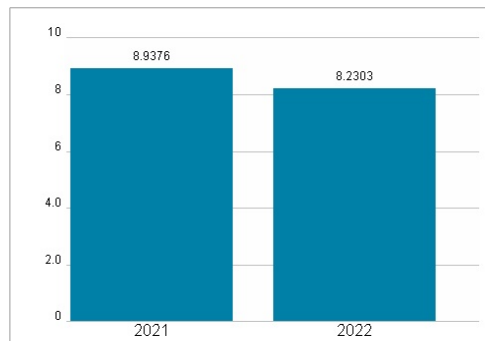
Umsatz 6794,00 Mil.



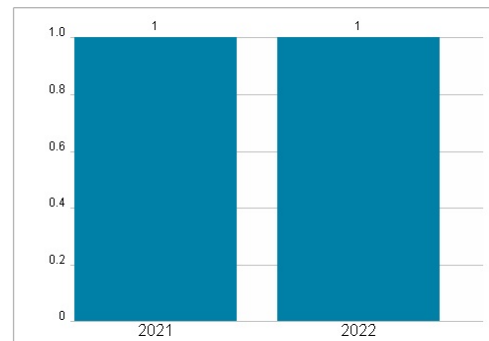
Wertentwicklung

	1M	6M	1J
Performance	-7,05%	-26,69%	-39,05%
Volatilität	39,75	66,33	52,83
Volumen Ø (Stk./Tag)	1 551 169	1 666 057	1 438 507

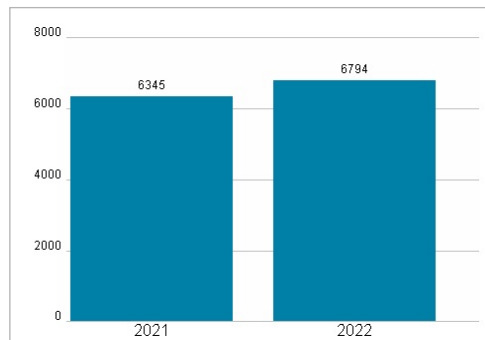
Aktuelles KGV




Dividende je Aktie (USD)



Unternehmensumsatz (USD)



EBIT (USD)



Historische Daten: 2022

Erstellt: 03.07.2024 19:31