

# Axon Enterprise

Börse: Cboe US

ISIN: US05464C1018

Währung: USD

Kurs: 540,80 USD

Stand: 01.04.2025

Axon Enterprise, Inc. is a company that develops, manufactures, and sells conducted energy devices (CEDs) under the TASER brand in the United States and internationally. The company also offers hardware and cloud-based software solutions that enable law enforcement to capture, securely store, manage, share, and analyze video and other digital evidence.

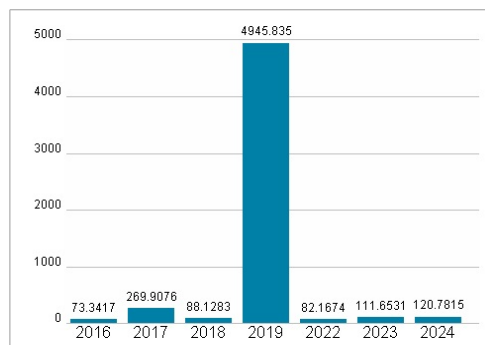
|                            |   |
|----------------------------|---|
| Aktuelles KGV              | 120,78  |
| Gewinn je Aktie            | 4,92  |
| Letzte Dividende je Aktie  | -   |
| Aktuelle Dividendenrendite | -   |
| Cash Flow je Aktie         | 5,33  |
| Buchwert je Aktie          | 30,38   |
| Akt. Marktkapitalisierung  | 45.538,74 Mil.  |
| EBIT                       | 58,54 Mil.  |
| EBIT-Marge                 | 2,81  |
| Industrie                  | Industrie   |
| Sektor                     | Luftfahrt   |
| Subsektor                  | Luftfahrt und Verteidigung  |
| Anschrift                  | Axon Enterprise<br>17800 North 85th Street<br>Scottsdale, AZ 85255<br><a href="https://www.axon.com/">https://www.axon.com/</a>                   |
| Investor Relations         |   |
| IR-Telefon                 | +1 800 978-2737   |
| IR-Email                   | <a href="mailto:ir@axon.com">ir@axon.com</a>  |
| Hauptaktionäre             | BlackRock Inc. (11.01%), Vanguard Group (10.5%), State Street Corporation (3.92%), SANDS CAPITAL MANAGEMENT LLC (3.48%), Capital International... |
| Streubesitz                | 73,93%  |
| Vorstand                   | Michael Garnreiter, Josh Isner, Brittany Bagley, Jeff Kunins, Isaiah Fields, Andrea James, Jenner Holden  |
| Aufsichtsrat               | Adriane Brown, Julie Anne Cullivan, Caitlin Kalinowski, Mark W. Kroll, Matthew R. McBrady, Hadi Partovi, Chief Jeri Williams, Erika...            |
| Mitarbeiter                | -   |
| Umsatz                     | 2082,53 Mil.  |




## Wertentwicklung

|                      | 1M     | 6M      | 1J      |
|----------------------|--------|---------|---------|
| Performance          | +6,21% | +34,68% | +80,85% |
| Volatilität          | 54,01  | 64,36   | 52,09   |
| Volumen Ø (Stk./Tag) | 23 356 | 27 767  | 23 254  |

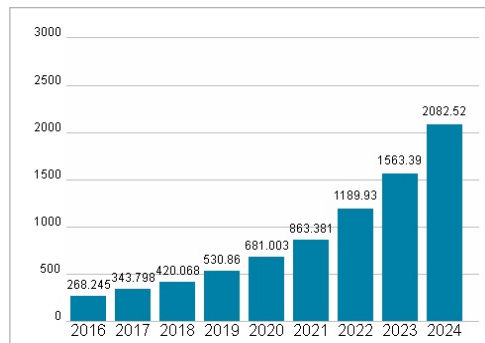
## Aktuelles KGV



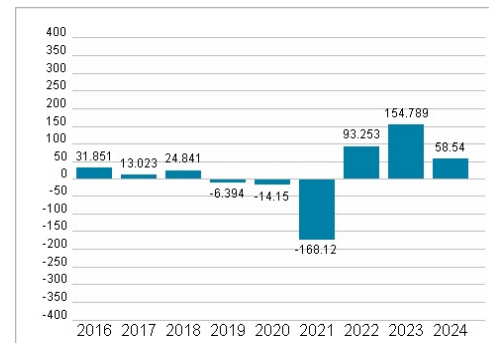
## Dividende je Aktie (USD)



## Unternehmensumsatz (USD)



## EBIT (USD)



Historische Daten: 2024

Erstellt: 03.04.2025 05:47