

# GE HEALTHC.TECH.INC. -,01

Börse: Frankfurt

ISIN: US36266G1076

Währung: EUR

Kurs: 87,98 EUR

Stand: 20.02.2025

GE HealthCare Technologies Inc. is a global medical technology, pharmaceutical diagnostics, and digital solutions company. The Company develops, manufactures, and markets a portfolio of products, services, and complementary digital solutions used in the diagnosis, treatment, and monitoring of patients.

|                            |                |
|----------------------------|----------------|
| Aktuelles KGV              | 17,94          |
| Gewinn je Aktie            | 4,36           |
| Letzte Dividende je Aktie  | 0,13           |
| Aktuelle Dividendenrendite | 0,16           |
| Cash Flow je Aktie         | 4,28           |
| Buchwert je Aktie          | 18,51          |
| Akt. Marktkapitalisierung  | 35.751,58 Mil. |
| EBIT                       | 2625,00 Mil.   |
| EBIT-Marge                 | 13,34          |

|           |                            |
|-----------|----------------------------|
| Industrie | Gesundheitswesen           |
| Sektor    | Medizintechnische Produkte |
| Subsektor | -                          |

**Anschrift**  
 GE HealthCare Technologies Inc.  
 500 West Monroe Street  
 Chicago, IL 60661  
 www.gehealthcare.com

**Investor Relations** Carolynne Borders  
**IR-Telefon** +1-833-735-1139  
**IR-Email** investor@gehealthcare.com

**Hauptaktionäre**  
 Capital Research Global Investors (13.3%), Vanguard Group Inc (11.49%), Blackrock Inc. (8.25%), State Street Corporation (4.13%), Dodge...

**Streubesitz** -

**Vorstand**  
 James (Jay) Saccaro, Betty Larson, Frank Jimenez, Jan Makela, Kevin O Neill, Thomas Westrick, Elie Chaillot, Catherine Estrampes, Rob...

**Aufsichtsrat**  
 Peter J. Arduini, H. Lawrence Culp, Jr., Dr. Rodney F. Hochman, Lloyd W. Howell, Jr., Dr. Risa Lavizzo-Mourey, Catherine Lesjak, Anne...

**Mitarbeiter** -

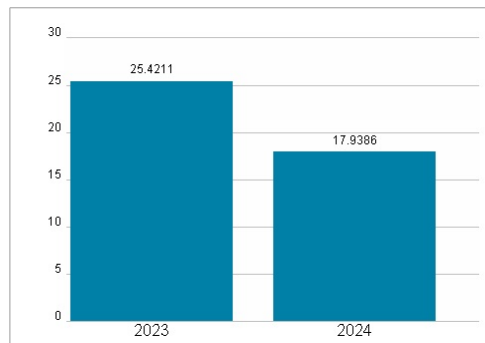
**Umsatz** 19672,00 Mil.



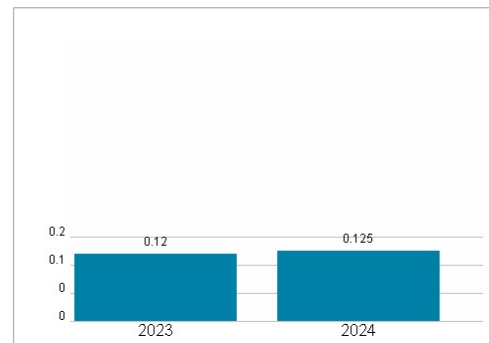
## Wertentwicklung

|                      | 1M     | 6M      | 1J     |
|----------------------|--------|---------|--------|
| Performance          | +2,84% | +14,42% | +7,33% |
| Volatilität          | 34,81  | 23,40   | 26,77  |
| Volumen Ø (Stk./Tag) | 277    | 217     | 240    |

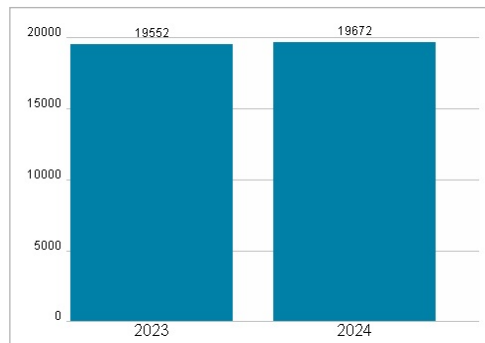
## Aktuelles KGV



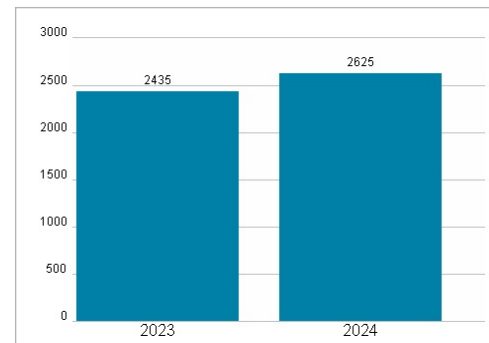
## Dividende je Aktie (USD)



## Unternehmensumsatz (USD)



## EBIT (USD)



Historische Daten: 2024 Erstellt: 23.02.2025 14:06