

# UTD AIRLINES HLDGS DL-,01

Börse: München

ISIN: US9100471096

Währung: EUR

Kurs: 101,76 EUR

Stand: 20.02.2025

United Airlines Holdings, Inc. provides air transportation services across North America, Asia, Europe, Africa, the Pacific, the Middle East, and Latin America. It operates both passenger and cargo transport via mainline and regional fleets, offering additional services like catering, ground handling, flight training, and maintenance. Headquartered in Chicago, it was founded in 1968 and renamed in 2019.

|                            |                |
|----------------------------|----------------|
| Aktuelles KGV              | 5,17           |
| Gewinn je Aktie            | 7,98           |
| Letzte Dividende je Aktie  | -              |
| Aktuelle Dividendenrendite | -              |
| Cash Flow je Aktie         | 21,07          |
| Buchwert je Aktie          | 28,42          |
| Akt. Marktkapitalisierung  | 13.534,35 Mil. |
| EBIT                       | 4211,00 Mil.   |
| EBIT-Marge                 | 7,84           |
| Industrie                  | Konsumgüter    |

|           |            |
|-----------|------------|
| Sektor    | Reise      |
| Subsektor | Fluglinien |

**Anschrift**  
 United Airlines Holdings Inc.  
 233 South Wacker Drive  
 Chicago, Illinois 60606, USA  
<https://www.united.com/>

**Investor Relations** Kristina Munoz  
**IR-Telefon** +1-872-825-8610  
**IR-Email**  
[InvestorRelations@united.com](mailto:InvestorRelations@united.com)

**Hauptaktionäre**  
 The Vanguard Group, Inc. (11.34%), Capital Research and Management Company (9.82%), PRIMECAP Management Company (7.15%), BlackRock...

**Streubesitz** 81,90%

**Vorstand**  
 Gerald Laderman, Andrew Nocella, Brett J. Hart, Gregory L. Hart, Josh Earnest, Kate Gebo, Linda Jojo, Theresa Fariello, Toby Enqvist...

**Aufsichtsrat**  
 Barney Harford, Carolyn Corvi, Edward L. Shapiro, Edward M. Philip, James A.C. Kennedy, James M. Whitehurst, Laysha Ward, Matthew Friend...

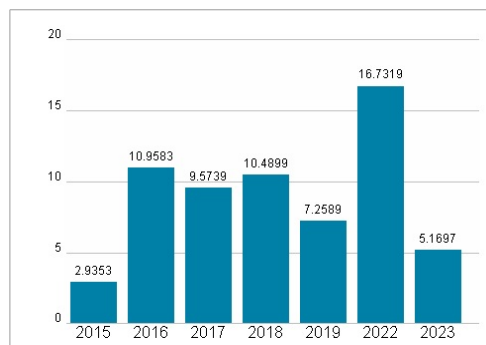
**Mitarbeiter** -  
**Umsatz** 53717,00 Mil.



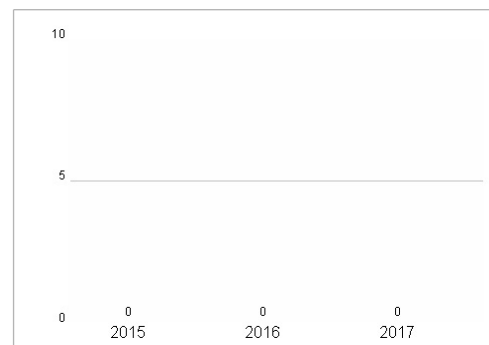
## Wertentwicklung

|                      | 1M     | 6M       | 1J       |
|----------------------|--------|----------|----------|
| Performance          | -5,71% | +160,85% | +136,14% |
| Volatilität          | 41,76  | 40,03    | 40,54    |
| Volumen Ø (Stk./Tag) | 06     | 09       | 20       |

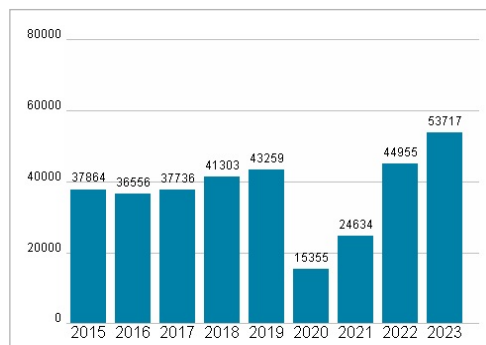
## Aktuelles KGV



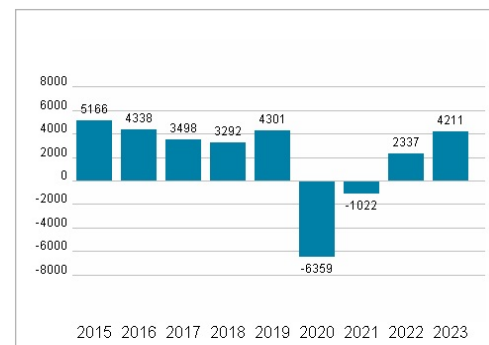
## Dividende je Aktie (USD)



## Unternehmensumsatz (USD)



## EBIT (USD)



Historische Daten: 2023

Erstellt: 23.02.2025 13:02