

Constellation Energy Corporation

Börse: TradeGate

ISIN: US21037T1097

Währung: EUR

Kurs: 219,05 EUR

Stand: 19.12.2024

Constellation is the nation's largest producer of clean, carbon-free energy and a leading supplier of energy products and services to businesses, homes, community aggregations and public sector customers across the continental United States.

| | |
|----------------------------|----------------|
| Aktuelles KGV | 22,81 |
| Gewinn je Aktie | 5,13 |
| Letzte Dividende je Aktie | 1,13 |
| Aktuelle Dividendenrendite | 0,97 |
| Cash Flow je Aktie | -16,74 |
| Buchwert je Aktie | 35,64 |
| Akt. Marktkapitalisierung | 37.015,15 Mil. |
| EBIT | 1610,00 Mil. |
| EBIT-Marge | 6,46 |

| | |
|-----------|------------------------|
| Industrie | Energie und Versorgung |
| Sektor | Energieversorger |

| | |
|-----------|--|
| Subsektor | - |
| Anschrift | Constellation Energy Corp 1310 POINT STREET BALTIMORE, MARYLAND 21231 www.constellationenergy.com |

| | |
|--------------------|--------------|
| Investor Relations | Emily Duncan |
| IR-Telefon | 833-447-2783 |

IR-Email

| | |
|----------------|---|
| Hauptaktionäre | Vanguard Group (11.6269%),Capital International Investors (8.83413%),BlackRock Inc. (7.15803%),FMR LLC. (6.35677%),PRICE T ROWE ASSOCIATES... |
|----------------|---|

Streubesitz -

| | |
|----------|---|
| Vorstand | Daniel L. Eggers, Joseph Dominguez, David O. Dardis, Bryan Hanson, Kathleen L. Barrón, Mike Koehler, James McHugh, Susie Kutansky,... |
|----------|---|

| | |
|--------------|--|
| Aufsichtsrat | Robert J. Lawless, Laurie Brlas, Yves C. de Balmann, Bradley M. Halverson, Charles L. Harrington, Julie Holzrichter, Ashish Khandpur,... |
|--------------|--|

Mitarbeiter -

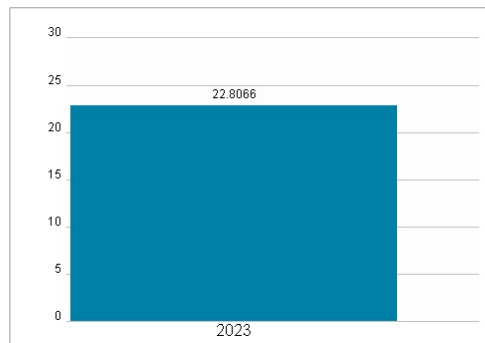
| | |
|--------|---------------|
| Umsatz | 24918,00 Mil. |
|--------|---------------|



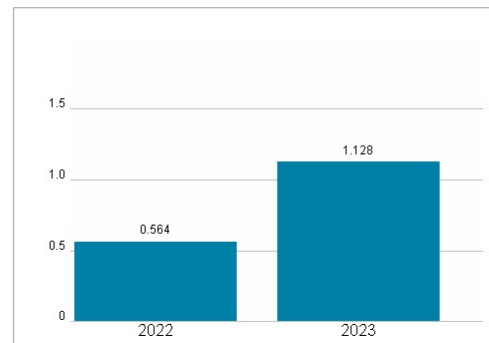
Wertentwicklung

| | 1M | 6M | 1J |
|----------------------|--------|--------|----------|
| Performance | -8,58% | +6,03% | +106,99% |
| Volatilität | 43,50 | 59,59 | 51,75 |
| Volumen Ø (Stk./Tag) | 870 | 998 | 941 |

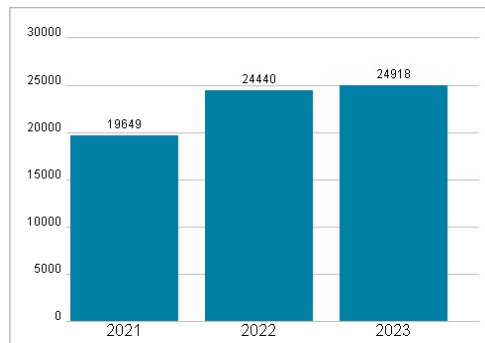
Aktuelles KGV



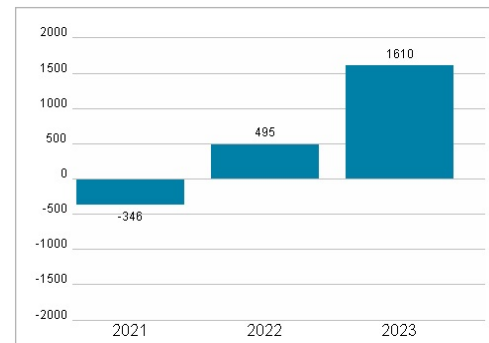
Dividende je Aktie (USD)



Unternehmensumsatz (USD)



EBIT (USD)



Historische Daten: 2023 Erstellt: 22.12.2024 22:41