

# GLOBALFOUNDR. INC. DL-,02

Börse: Stuttgart

ISIN: KYG393871085

Währung: EUR

Kurs: 40,62 EUR

Stand: 19.12.2024

GlobalFoundries (GF) is a top-tier semiconductor manufacturer with a global presence. They specialize in cutting-edge process technology solutions for high-growth markets, emphasizing innovation and performance. GF collaborates closely with customers, offering a unique blend of design, development, and fabrication services to bring innovative products to market. With a diverse workforce and manufacturing facilities on three continents.

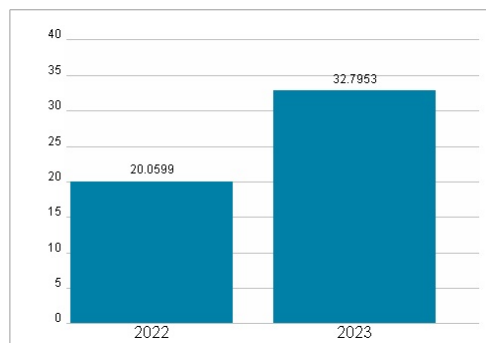
|                            |   |
|----------------------------|---|
| Aktuelles KGV              | 32,80   |
| Gewinn je Aktie            | 1,85  |
| Letzte Dividende je Aktie  | -   |
| Aktuelle Dividendenrendite | -   |
| Cash Flow je Aktie         | 3,85  |
| Buchwert je Aktie          | 20,12   |
| Akt. Marktkapitalisierung  | 33.451,20 Mil.  |
| EBIT                       | 1.129,00 Mil.   |
| EBIT-Marge                 | 15,27   |
| Industrie                  | Technologie   |
| Sektor                     | Hardware  |
| Subsektor                  | -   |
| Anschrift                  | Globalfoundries, Inc.<br>400 STONEBREAK ROAD EXTENSION<br>MALTA, NY 12020<br>gf.com   |
| Investor Relations         |   |
| IR-Telefon                 |   |
| IR-Email                   | ir@gf.com   |
| Hauptaktionäre             | Ameriprise Financial Inc. (0.597224%), Marshall Wace LLP (0.353054%), BARCLAYS PLC (0.102376%), JP Morgan Chase & Co. (0.076426%)...      |
| Streubesitz                | -   |
| Vorstand                   | John Hollister, Niels Anderskov, Kay Chai "KC" Ang, Saam Azar, Gregg Bartlett, Will Billings, Mike Cadigan, Juan Cordovez, Thibaud...     |
| Aufsichtsrat               | Ahmed Yahia, Tim Breen, Ahmed Saeed Al Calily, Glenda Dorchak, David Kerko, Jack Lazar, Elissa Murphy, Martin L. Edelman, Carlos Obeid... |
| Mitarbeiter                | 12 000  |
| Umsatz                     | 7392,00 Mil.  |




## Wertentwicklung

|                      | 1M     | 6M      | 1J      |
|----------------------|--------|---------|---------|
| Performance          | -3,33% | -17,42% | -26,89% |
| Volatilität          | 34,21  | 49,99   | 42,12   |
| Volumen Ø (Stk./Tag) | 13     | 17      | 21      |

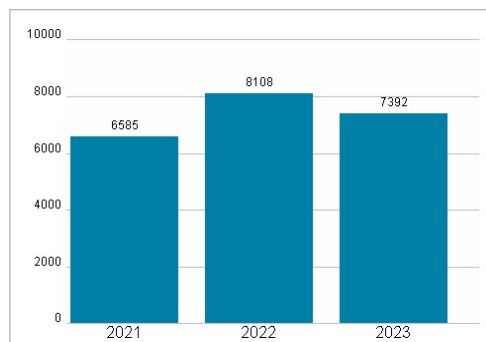
## Aktuelles KGV



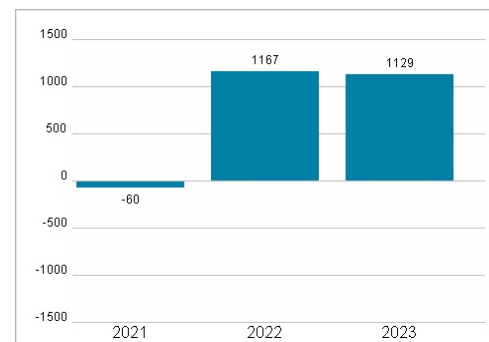
## Dividende je Aktie (USD)



## Unternehmensumsatz (USD)



## EBIT (USD)



Historische Daten: 2023

Erstellt: 22.12.2024 23:31