

SOFTBANK CORP.

Börse: TradeGate

ISIN: JP3732000009

Währung: EUR

Kurs: 11,47 EUR

Stand: 02.07.2024

SoftBank Corp. is a telecommunications and information technology company based in Japan. Operating across various segments, including Consumer, Broadband, Electricity, Yahoo/LINE Business, Financial, and Others, the company provides mobile services, broadband, and IoT solutions. Additionally, SoftBank offers enterprise communication services, distribution of hardware and software, and internet-based advertising services through its Yahoo segment. The company was founded in 1984 and is headquartered in Tokyo, Japan.

| | |
|----------------------------|-------------------|
| Aktuelles KGV | 13,62 |
| Gewinn je Aktie | 112,30 |
| Letzte Dividende je Aktie | 86,00 |
| Aktuelle Dividendenrendite | 5,62 |
| Cash Flow je Aktie | 244,26 |
| Buchwert je Aktie | 473,97 |
| Akt. Marktkapitalisierung | 7.234.538,16 Mil. |
| EBIT | 1060168,00 Mil. |
| EBIT-Marge | 17,93 |

| | |
|-----------|--|
| Industrie | Telekommunikation |
| Sektor | Diversifizierter Anbieter |
| Subsektor | Diversifizierter Anbieter |
| Anschrift | SoftBank Corp 1-7-1 Kaigan Minato-ku Tokyo 105-7529 https://www.softbank.jp |

| | |
|--------------------|--|
| Investor Relations | |
| IR-Telefon | |
| IR-Email | |

| | |
|----------------|--|
| Hauptaktionäre | |
|----------------|--|

| | |
|-------------|---|
| Streubesitz | - |
|-------------|---|

| | |
|----------|---|
| Vorstand | Kazuhiko Fujihara, Jun Shimba, Yasuyuki Imai, Masayoshi Son |
|----------|---|

| | |
|--------------|---|
| Aufsichtsrat | Ken Miyauchi, Jun Shimba, Yasuyuki Imai, Atsushi Horiba, Takehiro Kamigama, Kazuaki Oki, Kyoko Uemura, Naomi Koshi, Eiji Shimagami... |
|--------------|---|

| | |
|-------------|---|
| Mitarbeiter | - |
|-------------|---|

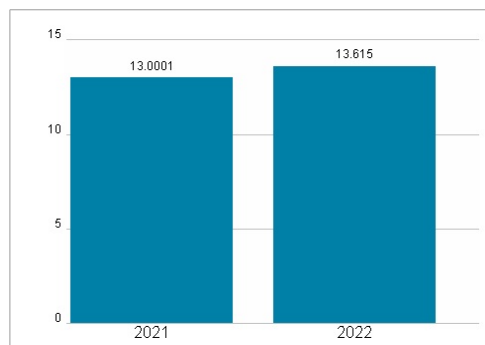
| | |
|--------|-----------------|
| Umsatz | 5911999,00 Mil. |
|--------|-----------------|



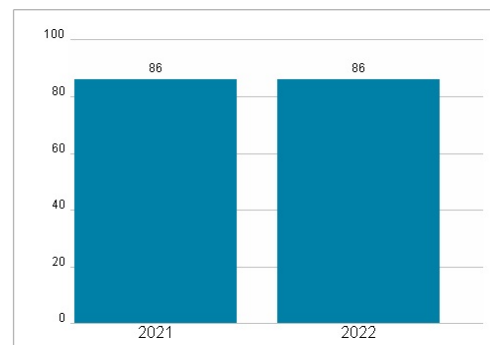
Wertentwicklung

| | 1M | 6M | 1J |
|----------------------|--------|--------|---------|
| Performance | +2,05% | +0,44% | +16,13% |
| Volatilität | 23,57 | 19,93 | 19,86 |
| Volumen Ø (Stk./Tag) | 934 | 934 | 821 |

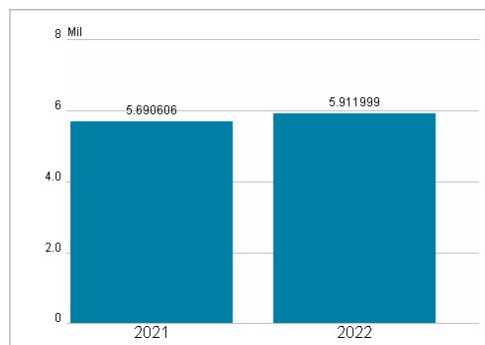
Aktuelles KGV



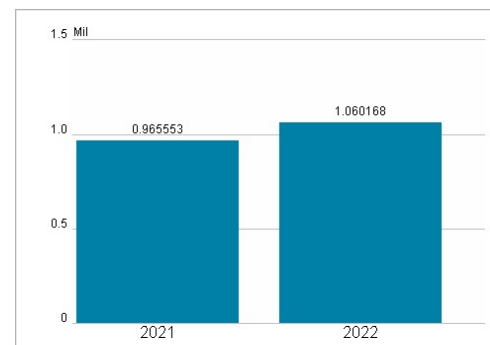
Dividende je Aktie (JPY)



Unternehmensumsatz (JPY)



EBIT (JPY)



Historische Daten: 2022 Erstellt: 03.07.2024 18:01