

TILRAY BRA. CL.2 DL-,0001

Börse: Lang & Schwarz

ISIN: US88688T1007

Währung: EUR

Kurs: 1,25 EUR

Stand: 21.11.2024

Tilray Brands, Inc. is a leading global cannabis-lifestyle and consumer packaged goods company with operations in Canada, the United States, Europe, Australia, and Latin America.

| | |
|----------------------------|---------------|
| Aktuelles KGV | - |
| Gewinn je Aktie | -0,29 |
| Letzte Dividende je Aktie | - |
| Aktuelle Dividendenrendite | - |
| Cash Flow je Aktie | -0,04 |
| Buchwert je Aktie | 4,08 |
| Akt. Marktkapitalisierung | 1.517,33 Mil. |
| EBIT | -174,75 Mil. |
| EBIT-Marge | -22,15 |

| | |
|-----------|---|
| Industrie | Gesundheitswesen |
| Sektor | Medizintechnische Produkte |
| Subsektor | Sanitätsartikel |
| Anschrift | Tilray Inc. 265 Talbot Street West Leamington, ON, N8H 5L4, CAN www.tilray.com |

| | |
|--------------------|--------------|
| Investor Relations | |
| IR-Telefon | 844-845-7291 |
| IR-Email | |

| | |
|----------------|---|
| Hauptaktionäre | |
| Streubesitz | - |

| | |
|----------|---|
| Vorstand | Carl Merton, Denise Faltiscek, Lloyd Brathwaite, Berrin Noorata, Jared Simon, Mitchell Gendel, Blair MacNeil, Bryan Nolt, Roger Savell... |
|----------|---|

| | |
|--------------|---|
| Aufsichtsrat | Irwin D. Simon, Renah Persofsky, ICD.D, Jodi Butts, David Clanachan, John M. Herhalt, Tom Looney, David Hopkinson |
|--------------|---|


| | |
|-------------|-------------|
| Mitarbeiter | - |
| Umsatz | 788,94 Mil. |




Wertentwicklung

| | 1M | 6M | 1J |
|----------------------|---------|---------|---------|
| Performance | -16,77% | -24,12% | -21,34% |
| Volatilität | 61,37 | 50,97 | 82,65 |
| Volumen Ø (Stk./Tag) | 00 | 00 | 00 |

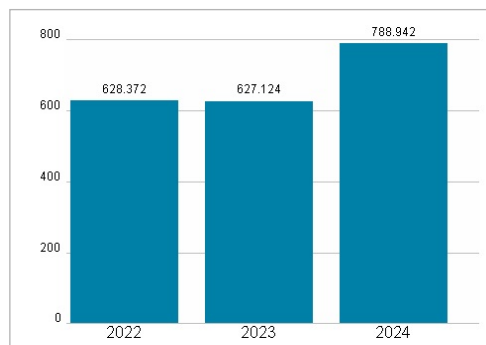
Aktuelles KGV



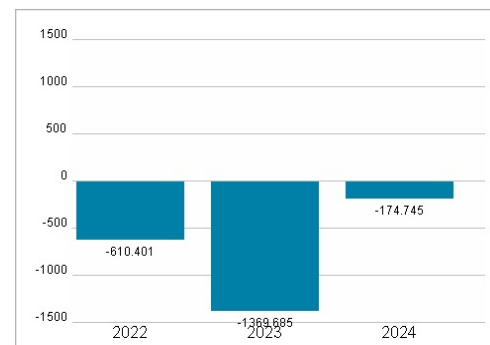
Dividende je Aktie (USD)



Unternehmensumsatz (USD)



EBIT (USD)



Historische Daten: 2024 Erstellt: 23.11.2024 01:45