

DAIKIN IND. LTD

Börse: München

ISIN: JP3481800005

Währung: EUR

Kurs: 115,35 EUR

Stand: 21.01.2025

Daikin Industries Ltd. is a Japan-based company engaged in the manufacture and sale of air conditioners, refrigerators and chemical products. The Company operates in two business segments. Air Conditioner & Refrigerator segment manufactures, constructs and sells residential, commercial, marine air conditioners and refrigerator products. Chemical segment is involved in the manufacture and sale of chemical products, such as fluorocarbon gas, fluororesin and chemical machinery.

| | |
|----------------------------|-------------------|
| Aktuelles KGV | 23,17 |
| Gewinn je Aktie | 889,16 |
| Letzte Dividende je Aktie | 250,00 |
| Aktuelle Dividendenrendite | 1,21 |
| Cash Flow je Aktie | 1364,82 |
| Buchwert je Aktie | 9022,07 |
| Akt. Marktkapitalisierung | 6.030.870,01 Mil. |
| EBIT | 392137,00 Mil. |
| EBIT-Marge | 8,92 |

| | |
|-----------|---|
| Industrie | Industrie |
| Sektor | Diversifizierte Industriestruktur |
| Subsektor | - |
| Anschrift | Daikin Industries Ltd. Osaka Umeda Twin Towers South, 1-13-1, Umeda, Osaka, 530-0001 https://www.daikin.com/ |

| | |
|--------------------|--|
| Investor Relations | |
| IR-Telefon | |
| IR-Email | |

| | |
|----------------|--|
| Hauptaktionäre | |
|----------------|--|

| | |
|-------------|---|
| Streubesitz | - |
|-------------|---|

| | |
|----------|--|
| Vorstand | Noriyuki Inoue, Satoshi Funada, Yoshikazu Tayama, Katsuyuki Sawai, Tsutomu Morimoto, Yuji Yoneda, Masaki Saji, Toshio Ashida, Yoshiyuki... |
|----------|--|

| | |
|--------------|---|
| Aufsichtsrat | Masanori Togawa, Tatsuo Kawada, Shingo Torii, Takashi Matsuzaki, Akiji Makino, Yuko Arai, Kanwal Jeet Jawa, Keiko Mori, Koichi Takahashi... |
|--------------|---|

| | |
|-------------|---|
| Mitarbeiter | - |
|-------------|---|

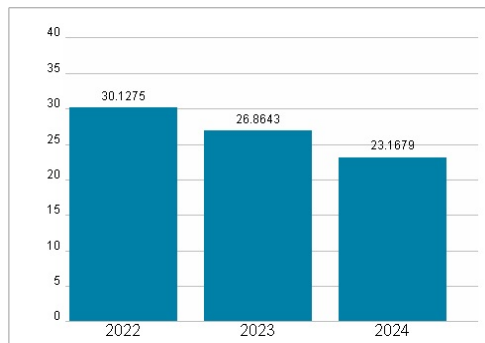
| | |
|--------|-----------------|
| Umsatz | 4395317,00 Mil. |
|--------|-----------------|



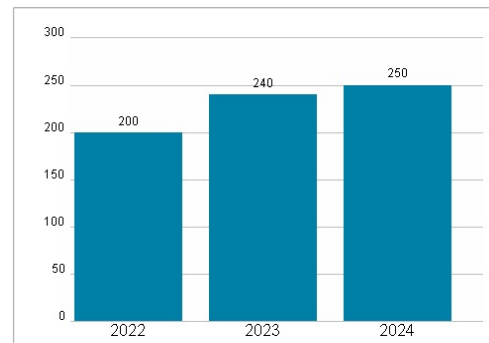
Wertentwicklung

| | 1M | 6M | 1J |
|----------------------|--------|---------|---------|
| Performance | +6,02% | -12,81% | -23,63% |
| Volatilität | 16,16 | 32,58 | 28,36 |
| Volumen Ø (Stk./Tag) | 12 | 09 | 11 |

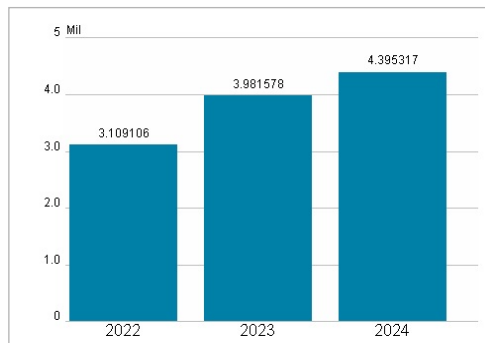
Aktuelles KGV



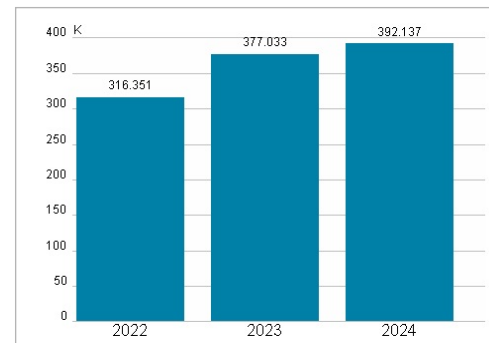
Dividende je Aktie (JPY)



Unternehmensumsatz (JPY)



EBIT (JPY)



Historische Daten: 2024 Erstellt: 22.01.2025 16:58