

**Veritas Global Equity Income Fund D GBP / IE00B686VM08 / A1J1GG / Waystone M.Co.(IE)**

|  |               |                |                         |             |
|--|---------------|----------------|-------------------------|-------------|
| <b>Aktuell 26.06.2026 <sup>1</sup></b> | <b>Region</b> | <b>Branche</b> | <b>Ausschüttungsart</b> | <b>Typ</b>  |
| 298,06 GBP                             | weltweit      | enmix          | ausschüttend            | Aktienfonds |


**Risikokennzahlen**

|     |   |   |          |   |   |   |   |
|-----|---|---|----------|---|---|---|---|
| SRI | 1 | 2 | <b>3</b> | 4 | 5 | 6 | 7 |
|-----|---|---|----------|---|---|---|---|

**Jahresperformance**

|      |         |
|------|---------|
| 2025 | +15,29% |
| 2024 | +11,44% |
| 2023 | +11,49% |
| 2022 | -0,85%  |
| 2021 | +14,10% |

Performanceergebnisse der Vergangenheit lassen keine Rückschlüsse auf die künftige Entwicklung zu.

| Stammdaten                 |                                       | Konditionen                       |          | Sonstige Kennzahlen   |                   |
|----------------------------|---------------------------------------|-----------------------------------|----------|---|-------------------|
| Fondart                    | Einzelfond                            | Ausgabeaufschlag                  | 0,00%    | Mindestveranlagung  | EUR 20.000.000,00 |
| Kategorie                  | Aktien                                | Managementgebühr                  | 0,75%    | Sparplan  | Nein              |
| Fondsunterkategorie        | Branchenmix                           | Depotgebühr                       | 0,05%    | UCITS / OGAW  | Ja                |
| Ursprungsland              | Irland                                | Tilgungsgebühr                    | 0,00%    | Gewinnbeteiligung   | 0,00%             |
| Tranchenvolumen            | -                                     | Sonstige lfd. Kosten (18.08.2025) | 0,84%    | Umschichtgebühr   | 0,00%             |
| Gesamt-Fondsvolumen        | (26.06.2026) GBP 231,21 Mio.          | Transaktionskosten                | 0,02%    | Fondsgesellschaft   |                   |
| Auflegedatum               | 02.07.2012                            | Ausschüttungen                    |          | Waystone M.Co.(IE)  |                   |
| KESSt-Meldefonds           | Nein                                  | 31.03.2026                        | 2.15 GBP | 35 Shelbourne Road, Ballsbridge, D04 A4E0, Dublin                 |                   |
| Beginn des Geschäftsjahres | 01.10.                                | 29.09.2025                        | 6.35 GBP | Irland  |                   |
| Nachhaltigkeitsfondsart    | -                                     | 30.09.2024                        | 6.45 GBP | <a href="https://www.waystone.com/">https://www.waystone.com/</a> |                   |
| Fondsmanager               | Ian Clark Andrew Headley              |                                   |          |   |                   |
|                            | Ian Clark, Andrew Headley, Mike Moore |                                   |          |   |                   |
| Thema                      | -                                     |                                   |          |   |                   |

| Performance                    | 1M     | 6M      | YTD     | 1J      | 2J      | 3J      | 5J      | seit Beginn |
|--------------------------------|--------|---------|---------|---------|---------|---------|---------|-------------|
| Performance                    | +0,33% | -1,46%  | -1,84%  | +6,28%  | +19,87% | +35,11% | +46,24% | +58,07%     |
| Performance p.a.               | -      | -       | -       | +6,28%  | +9,48%  | +10,54% | +7,90%  | +5,07%      |
| Performance p.a. nach max. AGA | -      | -       | -       | +6,28%  | +9,48%  | +10,55% | +7,90%  | +5,07%      |
| Sharpe Ratio                   | 0,16   | -0,44   | -0,50   | 0,39    | 0,69    | 0,83    | 0,54    | 0,24        |
| Volatilität                    | 10,45% | 12,04%  | 12,23%  | 10,27%  | 10,46%  | 9,90%   | 10,37%  | 11,62%      |
| Schlechtester Monat            | -      | -9,21%  | -9,21%  | -9,21%  | -9,21%  | -9,21%  | -9,21%  | -13,41%     |
| Bester Monat                   | -      | +4,70%  | +4,70%  | +4,70%  | +7,34%  | +7,34%  | +7,34%  | +12,82%     |
| Maximaler Verlust              | -1,71% | -10,35% | -10,35% | -10,35% | -10,35% | -10,35% | -10,35% | -25,06%     |

**Vertriebszulassung**

Österreich, Deutschland, Schweiz;

1. Wichtiger Hinweis zum Aktualisierungsstand: Das angegebene Datum bezieht sich ausschließlich auf die Berechnung des NAV.

## Veritas Global Equity Income Fund D GBP / IE00B686VM08 / A1J1GG / Waystone M.Co.(IE)

### Investmentstrategie

The Fund principally invests in global equities listed or traded on Recognised Exchanges. Investments may also be made in global securities (including, but not exclusively, sovereign and corporate indexlinked bonds, sovereign, corporate and convertible bonds, which may be fixed and/or floating rate and shall generally be investment grade) which are listed or traded on a Recognised Exchange, subject to the Investment Restrictions listed in the main body of the Prospectus. The Fund will not invest in leveraged notes. The aim is for the Fund to have a prospective yield that is 10% greater than the prevailing MSCI World Index dividend over a rolling five-year period. The MSCI World Index is a market capitalisation weighted benchmark index made up of equities from 23 developed countries.

### Fondsspezifische Informationen

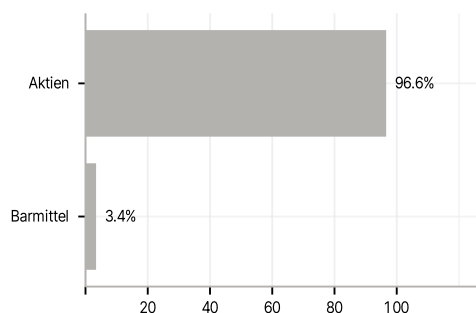
Im Rahmen der Anlagestrategie kann in wesentlichem Umfang in Derivate investiert werden. Die Fondsbestimmungen des Veritas Global Equity Income Fund D GBP wurden durch die FMA bewilligt. Der Veritas Global Equity Income Fund D GBP kann mehr als 35 % des Fondsvermögens in Wertpapiere/ Geldmarktinstrumente folgender Emittenten investieren: by any EU Member State, its local authorities, nonEU Member States or public international bodies of which one or more EU Member States are members or any of the following: OECD Governments (provided the relevant issues are investment grade), Government of Brazil (provided the issues are of investment grade), Government of India (provided the issues are of investment grade), Government of the People's Republic of China, Government of Singapore, European Investment Bank, European Bank for Reconstruction and Development, International Finance Corporation, International Monetary Fund, Euratom, The Asian Development Bank, European Central Bank, Council of Europe, Eurofima, African Development Bank, International Bank for Reconstruction and Development (The World Bank), The Inter American Development Bank, European Union, Federal National Mortgage Association (Fannie Mae), Federal Home Loan Mortgage Corporation (Freddie Mac), Government National Mortgage Association (Ginnie Mae), Student Loan Marketing Association (Sallie Mae), Federal Home Loan Bank, Federal Farm Credit Bank, Tennessee Valley Authority, Straight-A Funding LLC..

### Investmentziel

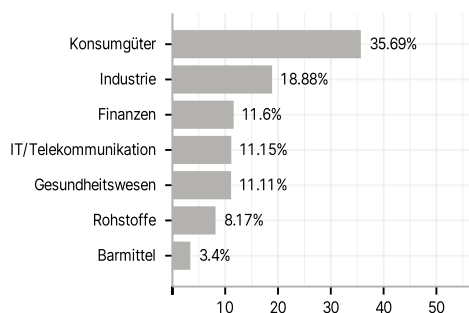
The Fund is designed to provide a high and growing level of income and thereafter to preserve capital in real terms over the long term.

### Veranlagungsstruktur

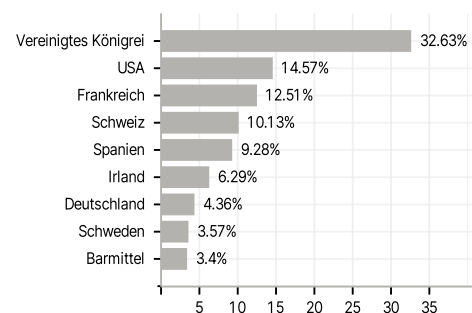
#### Anlagearten



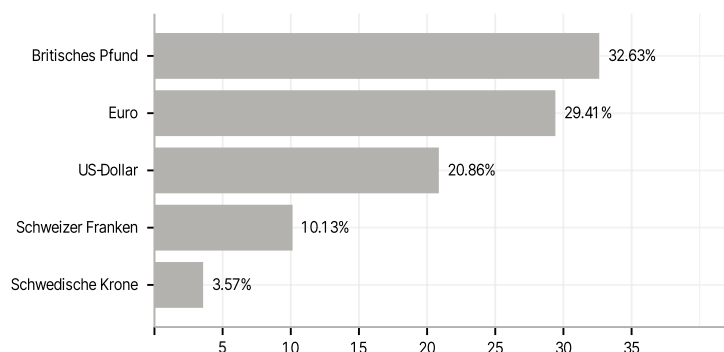
#### Branchen



#### Länder



#### Währungen



#### Größte Positionen

