

# Impax Asian Environmental Markets (Ireland) Fund US Dollar S Distribu

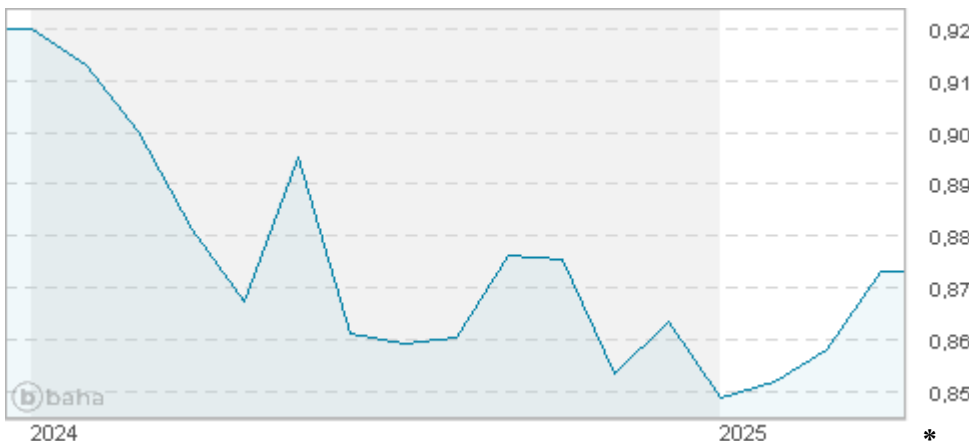
KAG: Impax AM

ISIN: IE00BJKWZ692

Rücknahmepreis: 0,87 USD

Stand: 21.01.2025

Auflagedatum	14.12.20
Ausgabeaufschlag	-
Konditionsdetails auf <a href="http://www.bawag.at">www.bawag.at</a>	
Fondsvolumen	92.79 Mio.
Ertragstyp	ausschüttend
Letzte Ausschüttung	keine
Anlageregion	Asien/Pazifik
Fondstyp	Branchenmix
Fondsmanager	n.a



<b>Kapitalanlagegesellschaft</b>	
Impax AM	
6-10 Suffolk Street	
D02 NY39 Dublin	
Irland	
<a href="https://impaxam.com/">https://impaxam.com/</a>	

<b>Wertentwicklung*</b>		<b>1J</b>	<b>3J p.a.</b>	<b>5J p.a.</b>
Performance vor AGA		-	-	-
Performance nach max. AGA		-	-	-

<b>Kennzahlen*</b>		<b>1J</b>	<b>3J</b>	<b>5J</b>
Sharpe Ratio		-	-	-
Volatilität		-	-	-

\* Performanceergebnisse der Vergangenheit lassen keine Rückschlüsse auf die künftige Entwicklung zu.

## Fondsstrategie

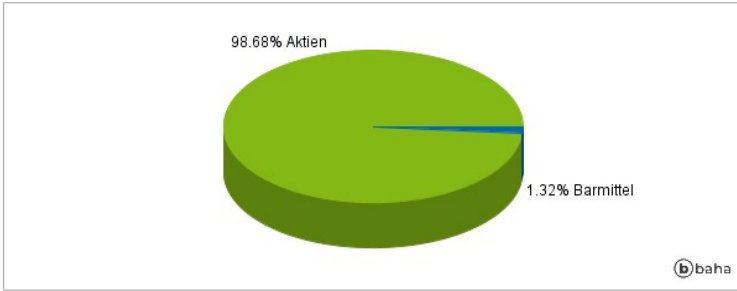
The Fund aims to generate long term capital growth, investing mainly in the shares of publicly quoted companies that conduct their business in the Asia Pacific Region and that provide, utilise, implement or advise upon technology-based systems, products or services in environmental markets. The Fund invests mainly in China, Hong Kong, Taiwan, Japan, South Korea, India, Australia, New Zealand, Singapore, Malaysia, the Philippines, and Thailand. Most of these countries are classified as emerging markets, regions of the world that are typically still developing their economies. Investments will be made on a "long-only" basis and will be predominantly in equity securities. The Fund may utilise equity-linked notes providing economic exposure to underlying shares or securities when it is considered to be impracticable or not in the best interests of the Fund to invest directly in those shares or securities. In particular Impax Asset Management Limited (the "Investment Manager") expects the Fund's investments to include Participatory Notes in order to gain economic exposure to shares and securities in the Indian and Chinese "A" stock markets. The Investment Manager adds rigorous environment, social and corporate governance analysis for risk management. Any income the Fund generates for this share class will be reinvested to grow the value of your investment.

## Kommentar:

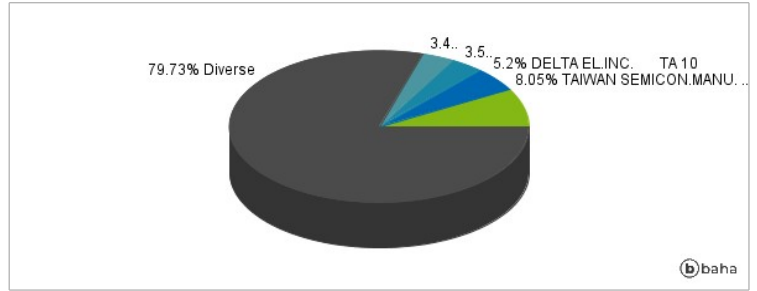
## Fondsspezifische Information

Im Rahmen der Anlagestrategie kann in wesentlichem Umfang in Derivate investiert werden. Aufgrund der Zusammensetzung des Fonds oder der verwendeten Managementtechniken weist der Fonds eine erhöhte Volatilität auf, d.h. die Anteilswerte sind auch innerhalb kurzer Zeiträume großen Schwankungen nach oben und nach unten ausgesetzt, wobei auch Kapitalverluste nicht ausgeschlossen werden können. Die Fondsbestimmungen des Impax Asian Environmental Markets (Ireland) Fund US Dollar S Distribution wurden durch die FMA bewilligt. Der Impax Asian Environmental Markets (Ireland) Fund US Dollar S Distribution kann mehr als 35 % des Fondsvermögens in Wertpapiere/Geldmarktinstrumente folgender Emittenten investieren: OECD Governments (provided the relevant issues are investment grade), Government of the People's Republic of China, Government of Singapore, Government of India (provided issuers are of investment grade), Government of Brazil (provided the issuers are of investment grade), European Investment Bank, European Bank for Reconstruction and Development, International Finance Corporation, International Monetary Fund, Euratom, The Asian Development Bank, European Central Bank, Council of Europe, Eurofima, African Development Bank, International Bank for Reconstruction and Development (The World Bank), The Inter American Development Bank, European Union, Federal National Mortgage Association (Fannie Mae), Federal Home Loan Mortgage Corporation (Freddie Mac), Government National Mortgage Association (Ginnie Mae), Student Loan Marketing Association (Sallie Mae), Federal Home Loan Bank, Federal Farm Credit Bank, Tennessee Valley Authority, and Straight-A Funding LLC..

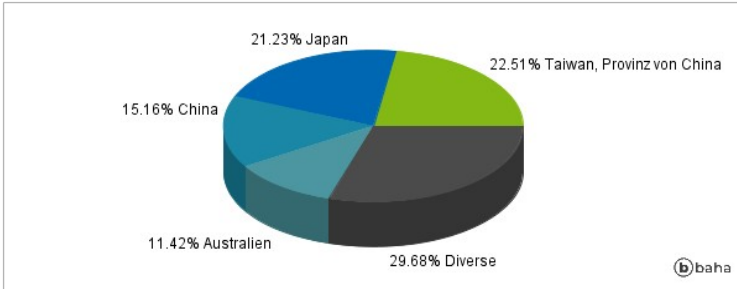
### Anlagearten



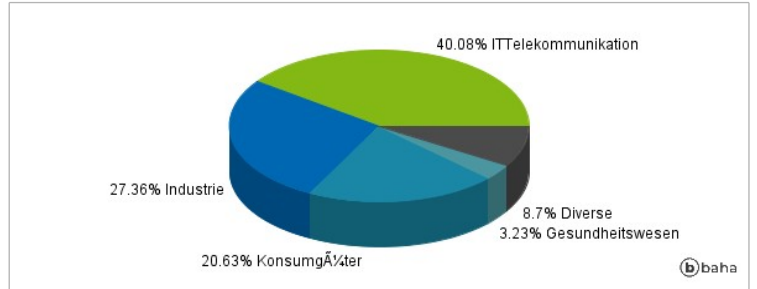
### Größte Positionen



### Länderverteilung



### Branchenverteilung



Historische Daten: 01/2025

Erstellt: 23.01.2025 10:49