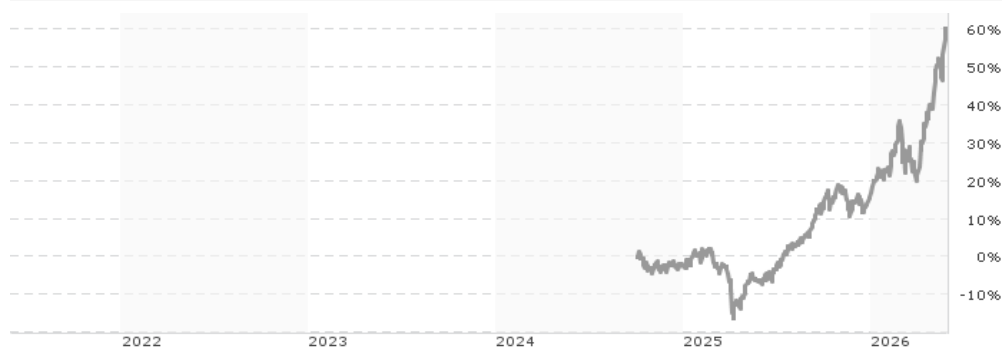


Impax Asian Environmental Markets (Ireland) Fund Sterling A Accumulation / IE00B3MGK730 / A1W3BF / Impax AM (IE)

| | | | | |
|---------------------------------------|---------------|----------------|-------------------------|-------------|
| Aktuell 28.05.2026¹ | Region | Branche | Ausschüttungsart | Typ |
| 2,99 GBP | Asien/Pazifik | enmix | thesaurierend | Aktienfonds |



| | |
|--------------------------|----------------------|
| Risikokennzahlen | |
| SRI | 1 2 3 4 5 6 7 |
| Jahresperformance | |
| 2025 | +18,31% |

Performanceergebnisse der Vergangenheit lassen keine Rückschlüsse auf die künftige Entwicklung zu.

| Stammdaten | | Konditionen | | Sonstige Kennzahlen | |
|----------------------------|-----------------------------|---|-------|--------------------------|----------|
| Fondart | Einzelfond | Ausgabeaufschlag | 0,00% | Mindestveranlagung | EUR 0,00 |
| Kategorie | Aktien | Managementgebühr | 1,00% | Sparplan | Nein |
| Fondsunterkategorie | Branchenmix | Depotgebühr | 0,01% | UCITS / OGAW | Ja |
| Ursprungsland | Irland | Tilgungsgebühr | 0,00% | Gewinnbeteiligung | 0,00% |
| Tranchenvolumen | (28.05.2026) GBP 4,62 Mio. | Sonstige lfd. Kosten (05.03.2024) | 1,25% | Umschichtgebühr | - |
| Gesamt-Fondsvolumen | (28.05.2026) GBP 57,65 Mio. | Transaktionskosten | 0,36% | Fondsgesellschaft | |
| Auflegedatum | 01.04.2010 | Impax AM (IE) | | | |
| KESSt-Meldefonds | Nein | 6-10 Suffolk Street, D02 NY39, Dublin | | | |
| Beginn des Geschäftsjahres | 01.01. | Irland | | | |
| Nachhaltigkeitsfondsart | Ethik/Ökologie | https://impaxam.com/ | | | |
| Fondsmanager | - | | | | |
| Thema | - | | | | |

| Performance | 1M | 6M | YTD | 1J | 2J | 3J | 5J | seit Beginn |
|--------------------------------|---------|---------|---------|---------|---------|----|----|-------------|
| Performance | +14,27% | +39,45% | +37,91% | +70,79% | - | - | - | +59,94% |
| Performance p.a. | - | - | - | +70,79% | - | - | - | +32,94% |
| Performance p.a. nach max. AGA | - | - | - | +70,79% | - | - | - | +32,81% |
| Sharpe Ratio | 19,12 | 4,40 | 5,24 | 3,92 | - | - | - | 1,75 |
| Volatilität | 21,17% | 21,23% | 22,67% | 17,50% | - | - | - | 17,51% |
| Schlechtester Monat | - | -11,39% | -11,39% | -11,39% | -11,39% | - | - | -11,39% |
| Bester Monat | - | +16,06% | +16,06% | +16,06% | +16,06% | - | - | +16,06% |
| Maximaler Verlust | -3,75% | -11,67% | -11,67% | -11,67% | - | - | - | -18,21% |

Vertriebszulassung

Österreich, Deutschland, Schweiz;

1. Wichtiger Hinweis zum Aktualisierungsstand: Das angegebene Datum bezieht sich ausschließlich auf die Berechnung des NAV.

RISIKOHINWEISE: Die Informationen auf dieser Seite dienen ausschließlich zu Informationszwecken und sollten weder als Verkaufsangebot noch als Aufforderung zum Kauf des Wertpapiers oder einer Empfehlung zugunsten des Wertpapiers verstanden werden. Die baha GmbH und die BAWAG P.S.K. Bank für Arbeit und Wirtschaft und Österreichische Postsparkasse Aktiengesellschaft übernehmen trotz sorgfältigster Recherche keinerlei Haftung für die Richtigkeit der angegebenen Daten.
Factsheet erstellt von: www.baha.com am 29.05.2026 22:48

Impax Asian Environmental Markets (Ireland) Fund Sterling A Accumulation / IE00B3MGK730 / A1W3BF / Impax AM (IE)

Investmentstrategie

The Fund invests mainly in China, Hong Kong, Taiwan, Japan, South Korea, India, Australia, New Zealand, Singapore, Malaysia, the Philippines, and Thailand. Most of these countries are classified as emerging markets, regions of the world that are typically still developing their economies. Investments will be made on a "long-only" basis and will be predominantly in equity securities. The Fund may utilise equity-linked notes providing economic exposure to underlying shares or securities when it is considered to be impracticable or not in the best interests of the Fund to invest directly in those shares or securities. In particular Impax Asset Management Limited (the "Investment Manager") expects the Fund's investments to include Participatory Notes in order to gain economic exposure to shares and securities in the Indian and Chinese "A" stock markets. The Investment Manager adds rigorous environment, social and corporate governance analysis for risk management. Any income the Fund generates for this share class will be reinvested to grow the value of your investment.

Fondsspezifische Informationen

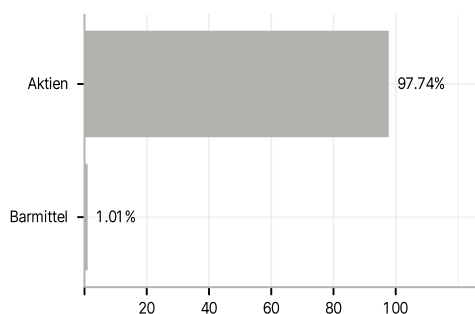
Im Rahmen der Anlagestrategie kann in wesentlichem Umfang in Derivate investiert werden. Die Fondsbestimmungen des Impax Asian Environmental Markets (Ireland) Fund Sterling A Accumulation wurden durch die FMA bewilligt. Der Impax Asian Environmental Markets (Ireland) Fund Sterling A Accumulation kann mehr als 35 % des Fondsvermögens in Wertpapiere/Geldmarktinstrumente folgender Emittenten investieren: OECD Governments (provided the relevant issues are investment grade), Government of the People's Republic of China, Government of Singapore, Government of India (provided issuers are of investment grade), Government of Brazil (provided the issuers are of investment grade), European Investment Bank, European Bank for Reconstruction and Development, International Finance Corporation, International Monetary Fund, Euratom, The Asian Development Bank, European Central Bank, Council of Europe, Eurofima, African Development Bank, International Bank for Reconstruction and Development (The World Bank), The Inter American Development Bank, European Union, Federal National Mortgage Association (Fannie Mae), Federal Home Loan Mortgage Corporation (Freddie Mac), Government National Mortgage Association (Ginnie Mae), Student Loan Marketing Association (Sallie Mae), Federal Home Loan Bank, Federal Farm Credit Bank, Tennessee Valley Authority, and Straight-A Funding LLC..

Investmentziel

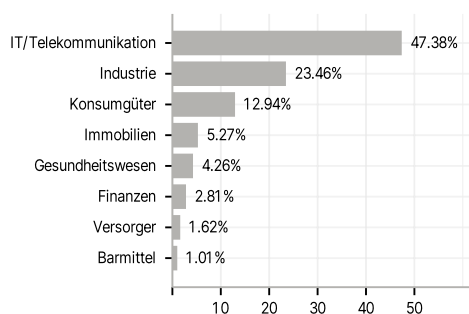
The Fund aims to generate long term capital growth, investing mainly in the shares of publicly quoted companies that conduct their business in the Asia Pacific Region and that provide, utilise, implement or advise upon technology-based systems, products or services in environmental markets.

Veranlagungsstruktur

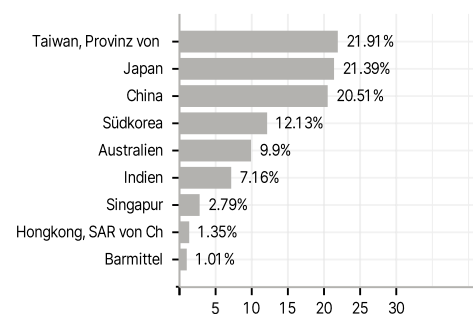
Anlagearten



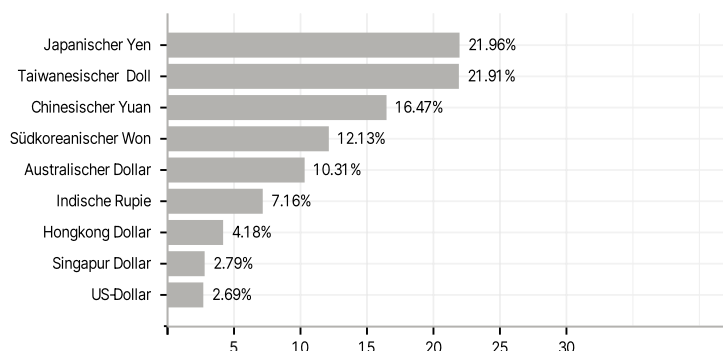
Branchen



Länder



Währungen



Größte Positionen

