

Brown Advisory US Mid-Cap Growth Fund Sterling Class C Acc (IE00B

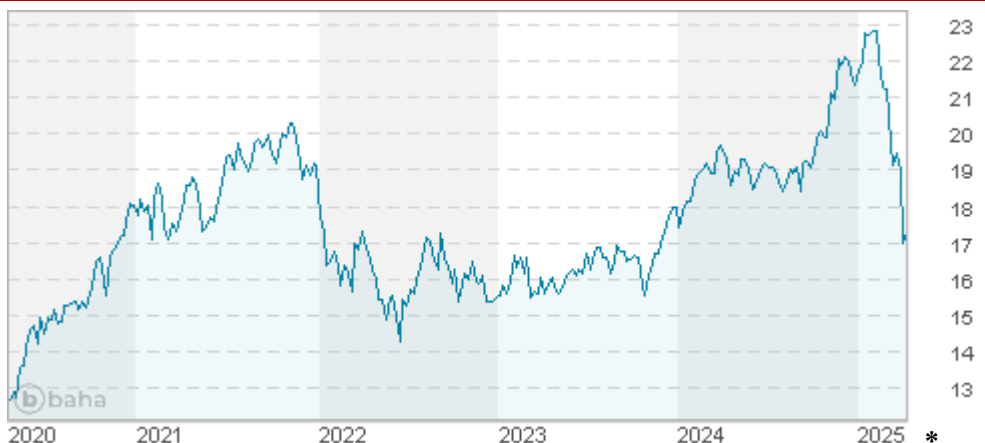
KAG: Brown Advisory

ISIN: IE00BYW8RK82

Rücknahmepreis: 17,32 GBP

Stand: 07.04.2025

Auflagedatum	21.11.17
Ausgabeaufschlag	-
Konditionsdetails auf www.bawag.at	
Fondsvolumen	171.90 Mio.
Ertragstyp	thesaurierend
Letzte Ausschüttung	keine
Anlageregion	USA
Fondstyp	Branchenmix
Fondsmanager	Chris Berrier, George...
Kapitalanlagegesellschaft	
Brown Advisory	
6-10 Bruton Street	
W1J 6PX London	
https://www.brownadvisory.com	



Wertentwicklung*		1J	3J p.a.	5J p.a.
Performance vor AGA		-10,70%	+0,43%	+8,16%
Performance nach max. AGA		-10,70%	+0,43%	+8,16%
Kennzahlen*		1J	3J	5J
Sharpe Ratio		-0,72	-0,09	0,28
Volatilität		+18,20%	+20,04%	+20,68%

* Performanceergebnisse der Vergangenheit lassen keine Rückschlüsse auf die künftige Entwicklung zu.

Fondsstrategie

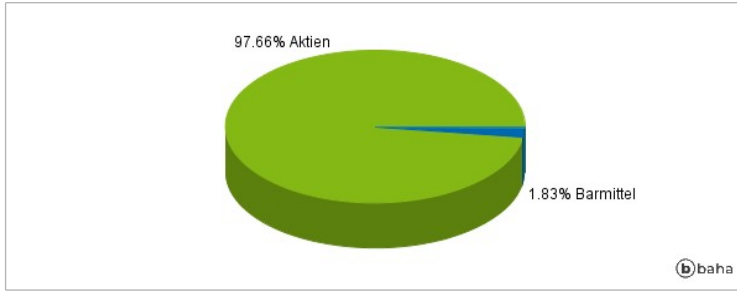
The objective of the Fund is to achieve capital appreciation by investing primarily in U.S. equities. The Fund invests at least 80% of its net assets in equity securities of mid-cap U.S. companies. The Fund seeks to invest primarily in mid-size companies with above average growth prospects and which are listed or traded on the US markets and exchanges listed in Appendix I of the Prospectus. The Investment Manager has determined that the Fund is an Article 8 financial product for sustainability-related disclosures ("SFDR").

Kommentar:

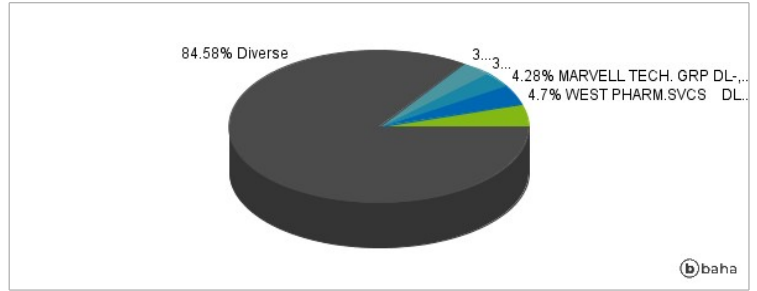
Fondsspezifische Information

Im Rahmen der Anlagestrategie kann in wesentlichem Umfang in Derivate investiert werden. Aufgrund der Zusammensetzung des Fonds oder der verwendeten Managementtechniken weist der Fonds eine erhöhte Volatilität auf, d.h. die Anteilswerte sind auch innerhalb kurzer Zeiträume großen Schwankungen nach oben und nach unten ausgesetzt, wobei auch Kapitalverluste nicht ausgeschlossen werden können. Die Fondsbestimmungen des Brown Advisory US Mid-Cap Growth Fund Sterling Class C Acc wurden durch die FMA bewilligt. Der Brown Advisory US Mid-Cap Growth Fund Sterling Class C Acc kann mehr als 35 % des Fondsvermögens in Wertpapiere/Geldmarktinstrumente folgender Emittenten investieren: EU Member State, its local authorities, non-EU Member States or public international bodies of which one or more EU Member States are members or by Australia, Canada, Hong Kong, Japan, New Zealand, Switzerland, the United Kingdom, the United States, OECD Governments, excluding those listed above (provided the relevant issues are investment grade, Government of the People's Republic of China, Government of Brazil (provided the issues are of investment grade), Government of India (provided the issues are of investment grade), Government of Singapore, European Investment Bank, European Bank for Reconstruction and Development, International Finance Corporatio, International Monetary Fund, Euratom, The Asian Development Bank, European Central Bank, Council of Europe, Eurofima, African Development Bank, International Bank for Reconstruction and Development (The World Bank, The Inter-American Development Bank, European Union, Federal National Mortgage Association (Fannie Mae), Federal Home Loan Mortgage Corporation (Freddie Mac), Government National Mortgage Association (Ginnie Mae), Student Loan Marketing Association (Sallie Mae, Federal Home Loan Bank, Federal Farm Credit Ban, Tennessee Valley Authority, Straight-A Funding LLC, Export-Import Bank,

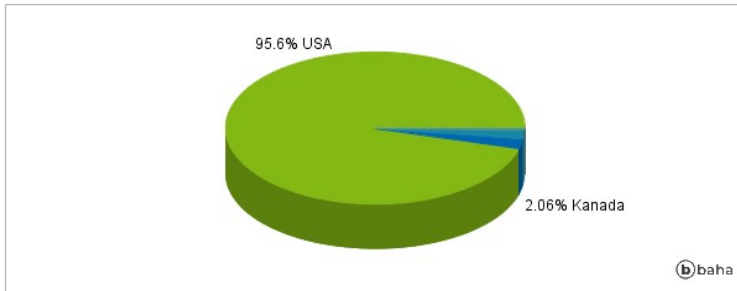
Anlagearten



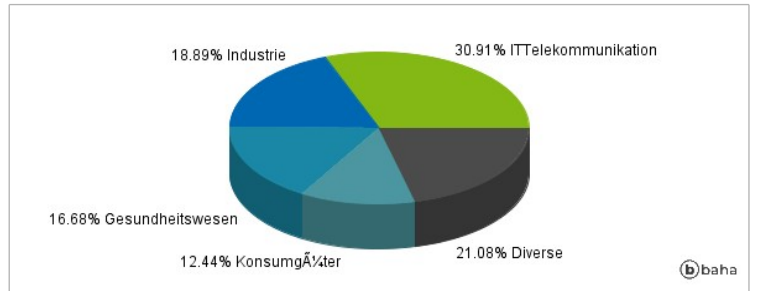
Größte Positionen



Länderverteilung



Branchenverteilung



Historische Daten: 04/2025

Erstellt: 09.04.2025 02:56