

Goldman Sachs Patrimonial Aggressive - R Dis EUR (LU1703075)

KAG: Goldman Sachs AM
BV

ISIN: LU1703075348

Rücknahmepreis: 388,19 EUR

Stand: 29.10.2024

Auflagedatum	31.01.18
Ausgabeaufschlag	3,00%
Konditionsdetails auf www.bawag.at	
Fondsvolumen	622.83 Mio.
Ertragstyp	ausschüttend
Letzte Ausschüttung	keine
Anlageregion	weltweit
Fondstyp	Mischfonds/aktienorientiert
Fondsmanager	Jan Kvapil, Arjen van...



Kapitalanlagegesellschaft

Goldman Sachs AM BV
Schenkkade 65
2509 LL Den Haag
Niederlande
www.gsam.com

Wertentwicklung*	1J	3J p.a.	5J p.a.
Performance vor AGA	+27,21%	-	-
Performance nach max. AGA	+23,51%	-	-

Kennzahlen*	1J	3J	5J
Sharpe Ratio	3,47	-	-
Volatilität	+6,98%	-	-

* Performanceergebnisse der Vergangenheit lassen keine Rückschlüsse auf die künftige Entwicklung zu.

Fondsstrategie

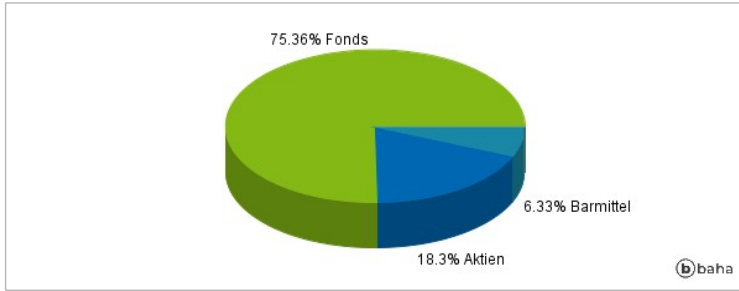
The Fund promotes environmental or social characteristics and has partial sustainable investments as its objective. The Fund integrates ESG factors and risk in the investment process alongside traditional factors. The fund is a fund of funds and invests primarily in a diversified international portfolio of equity and fixed income funds (funds that invest in either stocks or fixed income instruments). Also other financial instruments can be used to achieve the investment objectives. The fund may also invest directly, up to 20% of its net assets, in mainland China via Stock Connect which is the mutual market access programme through which investors can deal in selected securities.

The fund uses active management to respond to changing market conditions by using amongst others fundamental and behavioural analysis resulting in dynamic asset allocations over time. The fund positioning can therefore materially deviate from the benchmark. The fund is actively managed against an investment profile of 25% bonds denominated in Euro (benchmark Bloomberg Euro Aggregate) and 75% global stocks (benchmark MSCI AC World (NR)), with a bandwidth of 20%. Measured over a period of several years we aim to beat the performance of the combined benchmark. The benchmark is a broad representation of our investment universe. The fund may also include investments into securities that are not part of the benchmark universe.

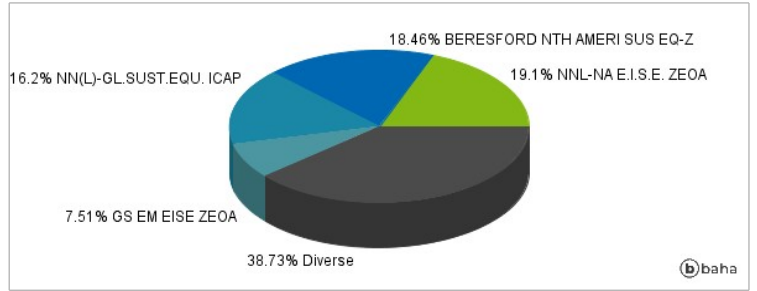
Kommentar:

Fondsspezifische Information

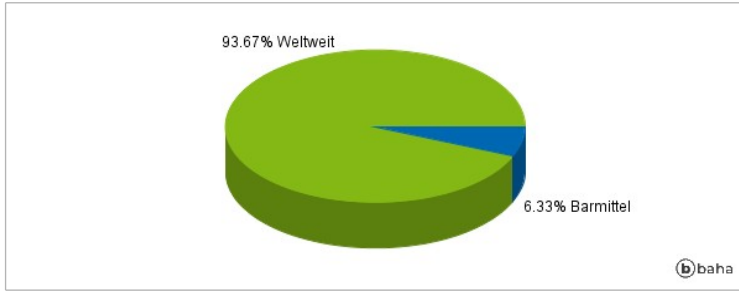
Anlagearten



Größte Positionen



Länderverteilung



Branchenverteilung



Historische Daten: 10/2024

Erstellt: 30.10.2024 19:20