

# Mirova US Sustainable Equity Fund Q/A NPF (H-EUR) (LU2382251325)

KAG: Natixis Inv. M. Int.

ISIN: LU2382251325

Rücknahmepreis: 131,61 EUR

Stand: 19.12.2024

Auflagedatum	07.06.22
Ausgabeaufschlag	-
Konditionsdetails auf <a href="http://www.bawag.at">www.bawag.at</a>	
Fondsvolumen	83.25 Mio.
Ertragstyp	thesaurierend
Letzte Ausschüttung	keine
Anlageregion	USA
Fondstyp	Branchenmix
Fondsmanager	n.a.
<b>Kapitalanlagegesellschaft</b>	
Natixis Inv. M. Int.	
Im Trutz Frankfurt 55	
60322 Frankfurt am Main	
Deutschland	
<a href="http://www.im.natixis.com">www.im.natixis.com</a>	



<b>Wertentwicklung*</b>		<b>1J</b>	<b>3J p.a.</b>	<b>5J p.a.</b>
Performance	vor AGA	+18,72%	-	-
Performance	nach max. AGA	+18,72%	-	-
<b>Kennzahlen*</b>		<b>1J</b>	<b>3J</b>	<b>5J</b>
Sharpe Ratio		1,23	-	-
Volatilität		+12,96%	-	-

\* Performanceergebnisse der Vergangenheit lassen keine Rückschlüsse auf die künftige Entwicklung zu.

## Fondsstrategie

The Sub-Fund has a sustainable investment objective which is to allocate the capital towards sustainable economic models with environmental and/or social benefits by investing in companies which qualify as a sustainable investment and whose economic activity contributes positively to or does not significantly harm the achievement of one or more of the UN Sustainable Development Goals (SDGs) and/or reduces the risk of not achieving one or more of the UN SDGs, while ensuring that the portfolio companies follow good governance practices. The Sub-Fund will seek to invest in US domiciled companies, listed on the US stock exchanges, while systematically including Environmental, Social and Governance ("ESG") considerations with financial performance measured against the S&P 500 Net Dividends Reinvested Index over the recommended minimum investment period of 5 years. The S&P 500 Net Dividends Reinvested Index is representative of the US equity markets.

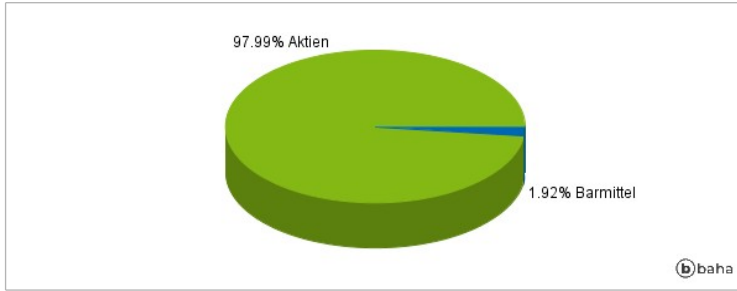
The Sub-Fund is actively managed. The Sub-Fund's performance may be compared to the Benchmark. In practice, the portfolio of the Sub-Fund is likely to include constituents of the Benchmark, but the Investment Manager has full discretion in the selection of the securities comprising the portfolio within the limits of the Sub-Fund's investment policy. However, it does not aim to replicate that Benchmark and may therefore significantly deviate from it. The Benchmark can be used to determine the performance fee that will possibly be levied. The Investment policy of the Sub-Fund is to follow a multi-thematic sustainable investment strategy focused on sustainable development. Companies being considered by the Delegated Investment Manager are developing products or services to respond to key sustainable issues in energy (such as Renewable equipment, Diversified industrial equipment, Diversified utilities), mobility (such as Road vehicles manufacturing), building and cities (such as Light building equipment, Construction & engineering), resources (such as Light building equipment, Construction & engineering, Ingredients), consumption (such as Retail, Personal care, Food & beverage production), health (such as Medical services, Pharmaceuticals, Medical devices), information and communications technology (such as software & services, semiconductors), as well as finance (such as Financial services, Insurance, Banks). The investment process relies on stock picking based on a deep fundamental analysis of companies combining both financial and ESG considerations. The Sub-Fund will seek to invest in companies benefiting from long-term...

## Kommentar:

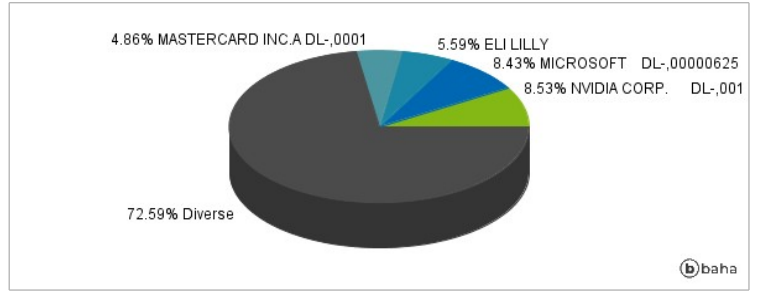
## Fondsspezifische Information

Die Fondsbestimmungen des Mirova US Sustainable Equity Fund Q/A NPF (H-EUR) wurden durch die FMA bewilligt. Der Mirova US Sustainable Equity Fund Q/A NPF (H-EUR) kann mehr als 35 % des Fondsvermögens in Wertpapiere/Geldmarktinstrumente folgender Emittenten investieren: by a Member State, its local authorities, any other Member State of the Organization for Economic Co-operation and Development ("OECD") or a public international body of which one or more Member States are members, provided that.

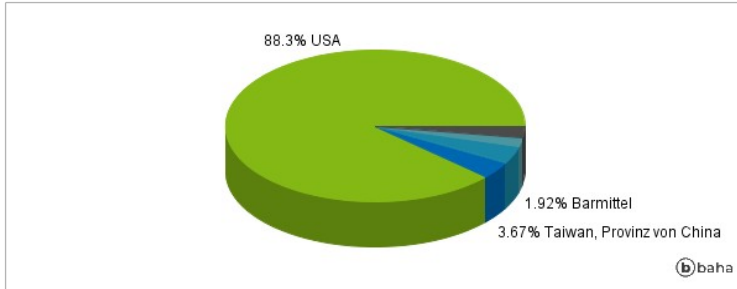
### Anlagearten



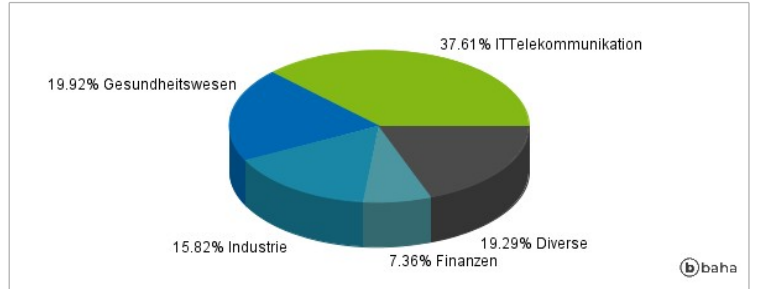
### Größte Positionen



### Länderverteilung



### Branchenverteilung



Historische Daten: 12/2024

Erstellt: 23.12.2024 04:48