

PineBridge Global Focus Equity Fund Unit Class A Accumulating USD / IE0034235188 / A1C4ZY / PineBridge Inv. (IE)

| | | | | |
|---------------------------------------|---------------|----------------|-------------------------|-------------|
| Aktuell 12.05.2026¹ | Region | Branche | Ausschüttungsart | Typ |
| 62,65 USD | weltweit | enmix | thesaurierend | Aktienfonds |


Risikokennzahlen

| | | | | | | | |
|-----|---|---|---|---|---|---|---|
| SRI | 1 | 2 | 3 | 4 | 5 | 6 | 7 |
|-----|---|---|---|---|---|---|---|

Jahresperformance

| | |
|------|---------|
| 2025 | +17,52% |
| 2024 | +19,10% |
| 2023 | +26,41% |
| 2022 | -17,92% |
| 2021 | +21,69% |

Performanceergebnisse der Vergangenheit lassen keine Rückschlüsse auf die künftige Entwicklung zu.

| Stammdaten | | Konditionen | | Sonstige Kennzahlen | |
|----------------------------------|-------------------|---|-------|--------------------------|--------------|
| Fondart | Einzelfond | Ausgabeaufschlag | 5,00% | Mindestveranlagung | EUR 1.000,00 |
| Kategorie | Aktien | Managementgebühr | 1,80% | Sparplan | Nein |
| Fondsunterkategorie | Branchenmix | Depotgebühr | - | UCITS / OGAW | Ja |
| Ursprungsland | Irland | Tilgungsgebühr | 3,00% | Gewinnbeteiligung | 0,00% |
| Tranchenvolumen | - | Sonstige lfd. Kosten (17.07.2025) | 1,92% | Umschichtgebühr | - |
| Gesamt-Fondsvolumen (30.04.2026) | USD 2,96 Mrd. | Transaktionskosten | 0,11% | Fondsgesellschaft | |
| Auflegedatum | 09.12.2003 | PineBridge Inv. (IE) | | | |
| KESSt-Meldefonds | Ja | 7-11 Sir John Rogersons, Dublin 2, Dublin 2 | | | |
| Beginn des Geschäftsjahres | 01.01. | Irland | | | |
| Nachhaltigkeitsfondsart | - | https://www.pinebridge.com | | | |
| Fondsmanager | Robert Hinchliffe | | | | |
| Thema | - | | | | |

| Performance | 1M | 6M | YTD | 1J | 2J | 3J | 5J | seit Beginn |
|--------------------------------|--------|---------|---------|---------|---------|---------|---------|-------------|
| Performance | +1,75% | +2,04% | +1,67% | +16,81% | +29,79% | +63,51% | +67,57% | +79,69% |
| Performance p.a. | - | - | - | +16,81% | +13,95% | +17,79% | +10,87% | +11,63% |
| Performance p.a. nach max. AGA | - | - | - | +11,25% | +11,18% | +15,91% | +9,80% | +10,59% |
| Sharpe Ratio | 1,82 | 0,14 | 0,16 | 1,19 | 0,84 | 1,19 | 0,56 | 0,62 |
| Volatilität | 12,13% | 13,98% | 15,26% | 12,28% | 13,96% | 13,06% | 15,32% | 15,20% |
| Schlechtester Monat | - | -8,59% | -8,59% | -8,59% | -8,59% | -8,59% | -9,43% | -9,43% |
| Bester Monat | - | +9,58% | +9,58% | +9,58% | +9,58% | +9,58% | +10,73% | +10,73% |
| Maximaler Verlust | -2,16% | -12,15% | -12,15% | -12,15% | -18,19% | -18,19% | -28,44% | -28,44% |

Vertriebszulassung

Österreich, Deutschland, Schweiz;

1. Wichtiger Hinweis zum Aktualisierungsstand: Das angegebene Datum bezieht sich ausschließlich auf die Berechnung des NAV.

RISIKOHINWEISE: Die Informationen auf dieser Seite dienen ausschließlich zu Informationszwecken und sollten weder als Verkaufsangebot noch als Aufforderung zum Kauf des Wertpapiers oder einer Empfehlung zugunsten des Wertpapiers verstanden werden. Die baha GmbH und die BAWAG P.S.K. Bank für Arbeit und Wirtschaft und Österreichische Postsparkasse Aktiengesellschaft übernehmen trotz sorgfältigster Recherche keinerlei Haftung für die Richtigkeit der angegebenen Daten.
Factsheet erstellt von: www.baha.com am 14.05.2026 18:16

PineBridge Global Focus Equity Fund Unit Class A Accumulating USD / IE0034235188 / A1C4ZY / PineBridge Inv. (IE)

Investmentstrategie

The Sub-Fund's investments will be allocated across global markets. The Investment Manager constructs the portfolio based on a combination of bottom-up high conviction lists, a top-down country allocation framework, and a top-down industry allocation framework. The Sub-Fund may invest no more than 20% of its Net Asset Value in locally listed Russian shares at any one time and investment will only be made in equity securities that are listed / traded on the Moscow Stock Exchange. Such an investment will not form the principal focus of the Sub-Fund.

Fondsspezifische Informationen

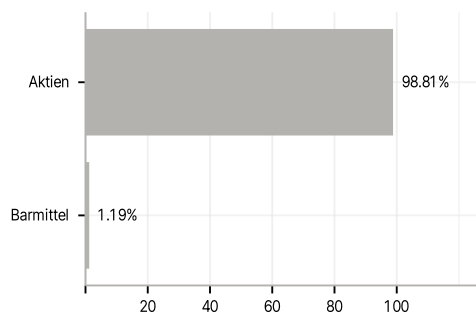
Im Rahmen der Anlagestrategie kann in wesentlichem Umfang in Derivate investiert werden. Die Fondsbestimmungen des PineBridge Global Focus Equity Fund Unit Class A Accumulating USD wurden durch die FMA bewilligt. Der PineBridge Global Focus Equity Fund Unit Class A Accumulating USD kann mehr als 35 % des Fondsvermögens in Wertpapiere/Geldmarktinstrumente folgender Emittenten investieren: by any Member State, its local authorities, non-Member State or public international body of which one or more Member States are members, any OECD member country, the European Investment Bank, the European Bank for Reconstruction and Development, the International Finance Corporation, the International Monetary Fund, Euratom, the Asian Development Bank, the European Central Bank, the Council of Europe, Eurofima, the African Development Bank, the International Bank for Reconstruction and Development (The World Bank), the Inter American Development Bank, European Union, the Federal National Mortgage Association (Fannie Mae), the Federal Home Loan Mortgage Corporation (Freddie Mac), the Government National Mortgage Association (Ginnie Mae), the Student Loan Marketing Association (Sallie Mae), the Federal Home Loan Bank, the Federal Farm Credit Bank, the Tennessee Valley Authority, OECD Governments (provided the relevant issues are investment grade), Government of Brazil (provided the issues are of investment grade), Government of India (provided the issues are of investment grade), Government of Singapore..

Investmentziel

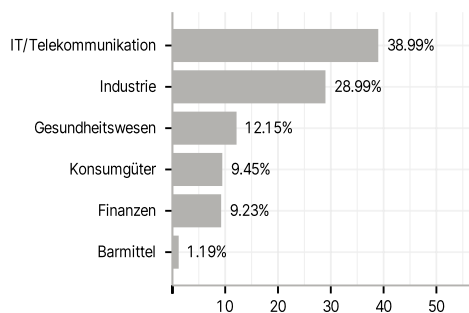
The Sub-Fund seeks to achieve growth at a reasonable price (meaning securities that have a growth potential and are reasonably priced as determined by conventional measures, such as priced earnings or by comparison to other securities in the same market and the same industry) by making equity (i.e. shares) and equity-related investments in global markets with a focus on superior and sustainable earnings performance.

Veranlagungsstruktur

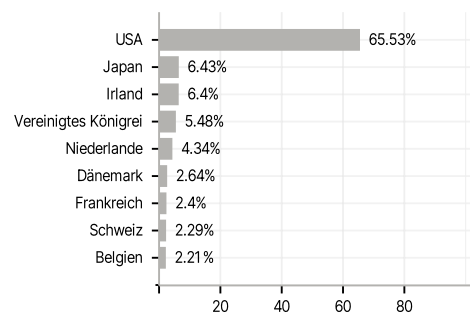
Anlagearten



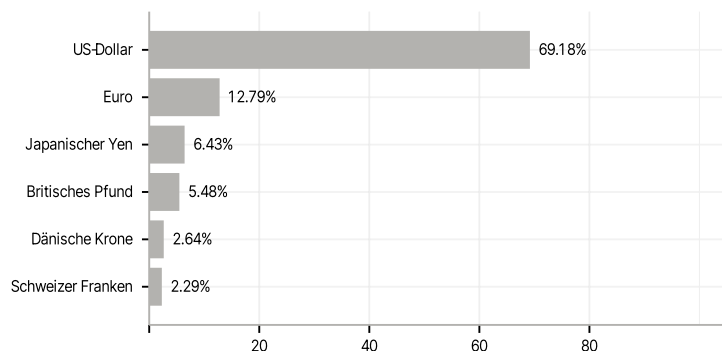
Branchen



Länder



Währungen



Größte Positionen

