

UTI India Dynamic Equity Fund RDR (IE00BYPC7S51)

KAG: UTI Int. (SG)

ISIN: IE00BYPC7S51

Rücknahmepreis: 18,37 USD

Stand: 11.03.2025

Auflagedatum	06.06.17
Ausgabeaufschlag	5,00%
Konditionsdetails auf www.bawag.at	
Fondsvolumen	818.57 Mio.
Ertragstyp	thesaurierend
Letzte Ausschüttung	keine
Anlageregion	Indien
Fondstyp	Branchenmix
Fondsmanager	UTI International (SG)...
Kapitalanlagegesellschaft	
UTI Int. (SG)	
3 Church Street	
049483 Singapur	
Singapur	
http://www.utifunds.com.sg	



Wertentwicklung*		1J	3J p.a.	5J p.a.
Performance vor AGA		+0,69%	+1,37%	+10,13%
Performance nach max. AGA		-4,10%	-0,27%	+9,06%
Kennzahlen*		1J	3J	5J
Sharpe Ratio		-0,14	-0,08	0,40
Volatilität		+13,73%	+13,89%	+19,17%

* Performanceergebnisse der Vergangenheit lassen keine Rückschlüsse auf die künftige Entwicklung zu.

Fondsstrategie

The investment objective of the Sub-Fund is to achieve medium to long-term growth through investment primarily in growth oriented Indian stocks which are listed on the BSE (formerly Bombay Stock Exchange) and the NSE (National Stock Exchange) in India.

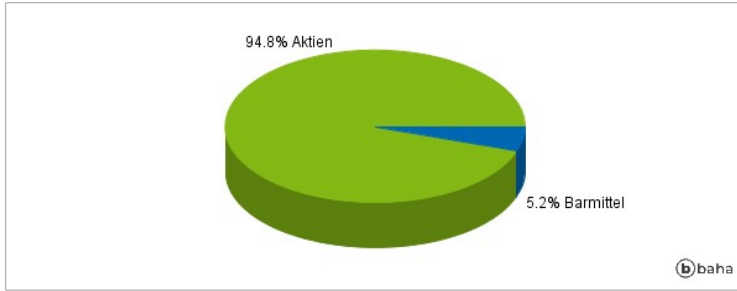
The Sub-Fund intends to achieve its investment objective by investing on a permanent basis more than 75% of its Net Asset Value in a diversified portfolio of equities and equity related securities of (i) large, mid and small-cap corporations that have their registered office in India and are listed on Recognized Exchanges worldwide, (ii) large, mid and small-cap corporations that exercise a preponderant part of their economic activity in India and are listed on Recognized Exchanges worldwide and/or (iii) large, mid and small-cap corporations whose equity and equity related securities are listed, traded or dealt in on Indian stock exchanges listed in Appendix II of the Prospectus. The investment in securities which are listed on Recognized Exchanges other than BSE and NSE will not exceed 25% of the Net Asset Value of the Sub-Fund. The Sub-Fund may invest in securities which are not constituents of the Benchmark. The Sub-Fund falls within the meaning of Article 8 to the SFDR. The Sub-Fund is considered to be actively managed in reference to the MSCI India Index (the "Benchmark") by virtue of the fact that it uses the Benchmark for performance comparison purposes only.

Kommentar:

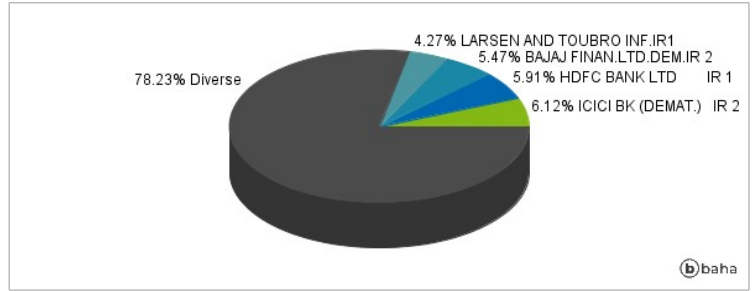
Fondsspezifische Information

Im Rahmen der Anlagestrategie kann in wesentlichem Umfang in Derivate investiert werden. Aufgrund der Zusammensetzung des Fonds oder der verwendeten Managementtechniken weist der Fonds eine erhöhte Volatilität auf, d.h. die Anteilswerte sind auch innerhalb kurzer Zeiträume großen Schwankungen nach oben und nach unten ausgesetzt, wobei auch Kapitalverluste nicht ausgeschlossen werden können. Die Fondsbestimmungen des UTI India Dynamic Equity Fund RDR wurden durch die FMA bewilligt. Der UTI India Dynamic Equity Fund RDR kann mehr als 35 % des Fondsvermögens in Wertpapiere/Geldmarktinstrumente folgender Emittenten investieren: by any Member State, its local authorities, non- Member States or public international body of which one or more Member States are members. The individual issuers must be listed in the prospectus and may be drawn from the following list: OECD Governments (provided the relevant issues are investment grade), Government of the People's Republic of China, Government of Brazil (provided the issues are of investment grade), Government of India (provided the issues are of investment grade), Government of Singapore, European Investment Bank, European Bank for Reconstruction and Development, International Finance Corporation, International Monetary Fund, Euratom, The Asian Development Bank, European Central Bank, Council of Europe, Eurofima, African Development Bank, International Bank for Reconstruction and Development (The World Bank), The Inter American Development Bank, European Union, Federal National Mortgage Association (Fannie Mae), Federal Home Loan Mortgage Corporation (Freddie Mac), Government National Mortgage Association (Ginnie Mae), Student Loan Marketing Association (Sallie Mae), Federal Home Loan Bank, Federal Farm Credit Bank, Tennessee Valley Authority, Straight-A Funding LLC, Export-Import Bank..

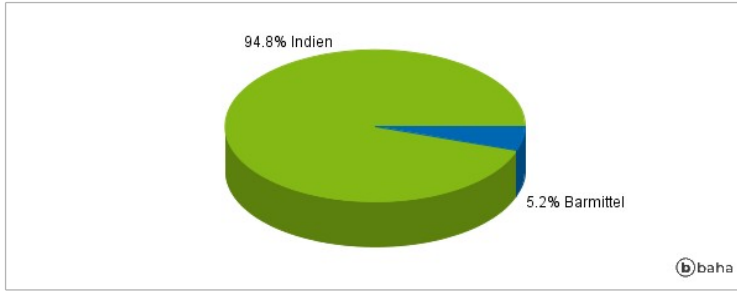
Anlagearten



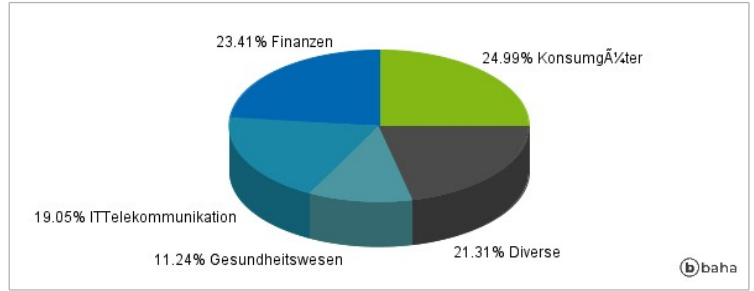
Größte Positionen



Länderverteilung



Branchenverteilung



Historische Daten: 03/2025

Erstellt: 12.03.2025 15:51