

Fullgoal China SmallMid Cap Growth Fund I1 (USD) (LU1171460)

KAG: Lemanik AM

ISIN: LU1171460493

Rücknahmepreis: 3637,91 USD

Stand: 03.04.2025

Auflagedatum	09.09.16
Ausgabeaufschlag	3,00%
Konditionsdetails auf www.bawag.at	
Fondsvolumen	317.27 Mio.
Ertragstyp	ausschüttend
Letzte Ausschüttung	keine
Anlageregion	Großchina
Fondstyp	Branchenmix
Fondsmanager	NING Jun, ZHANG Feng



Kapitalanlagegesellschaft

Lemanik AM
106
route d'Arlon 8210
Luxemburg
https://www.lemanikgroup.com

Wertentwicklung*

	1J	3J p.a.	5J p.a.
Performance vor AGA	+32,33%	+2,69%	-
Performance nach max. AGA	+28,47%	+1,69%	-

Kennzahlen*

	1J	3J	5J
Sharpe Ratio	1,36	0,02	-
Volatilität	+22,09%	+21,32%	-

* Performanceergebnisse der Vergangenheit lassen keine Rückschlüsse auf die künftige Entwicklung zu.

Fondsstrategie

The Fund's investment objective is to achieve capital appreciation primarily (i.e. usually two thirds of its net asset value) through investing in small and mid cap companies whose operations are focused mainly in, or which derive a significant amount of revenue from China, HongKong or Macau listed in China, HongKong and the US.

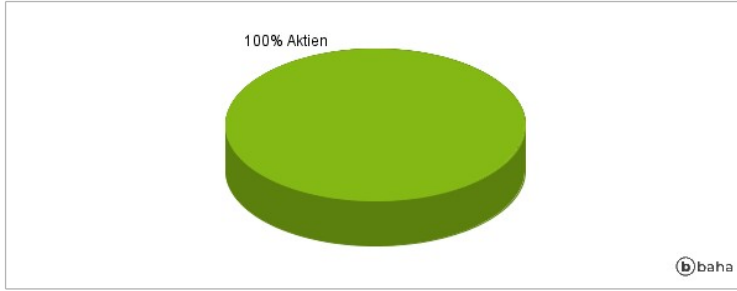
The Fund is actively managed in reference to the 95% of MSCI China Free SMID Index and 5% of Hong-Kong Overnight Interbank Offer Rate (the "Benchmark"). It is solely used as performance reference. The Fund is a long-only open-ended equity Fund. The Fund may invest up to 50% of its asset value in China A-Share via the securities trading and clearing linked programme with an aim to achieve mutual stock market access between Mainland China and Hong Kong (the Stock Connect Program) and qualified foreign investor (QFI) status of the Investment Manager

Kommentar:

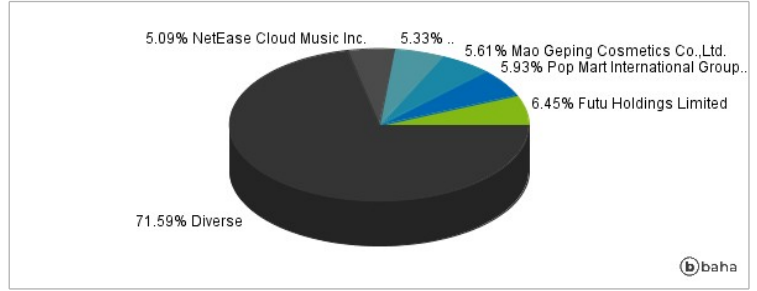
Fondsspezifische Information

Im Rahmen der Anlagestrategie kann in wesentlichem Umfang in Derivate investiert werden. Die Fondsbestimmungen des Fullgoal China SmallMid Cap Growth Fund I1 (USD) wurden durch die FMA bewilligt. Der Fullgoal China SmallMid Cap Growth Fund I1 (USD) kann mehr als 35 % des Fondsvermögens in Wertpapiere/Geldmarktinstrumente folgender Emittenten investieren: issued or guaranteed by an EU member state, by its local authorities or by an OECD member state or a G20 member state, or by public international bodies of which one or more EU member states are members.

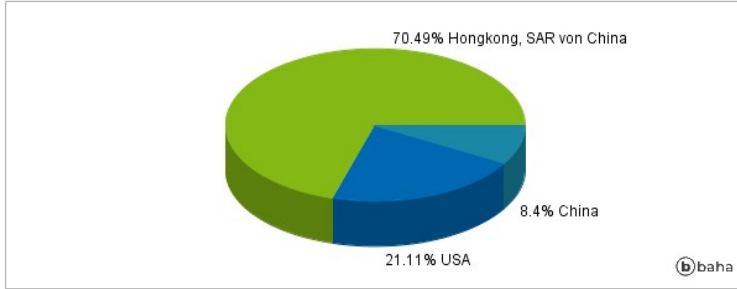
Anlagearten



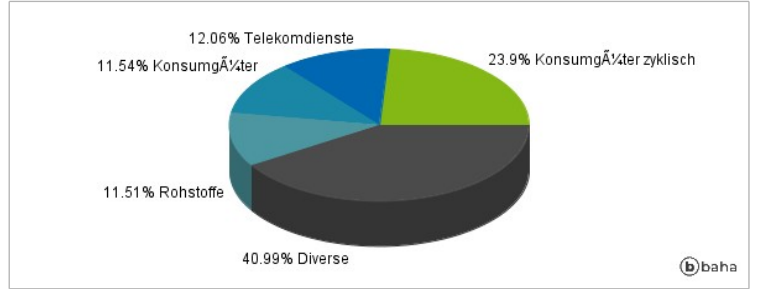
Größte Positionen



Länderverteilung



Branchenverteilung



Historische Daten: 04/2025

Erstellt: 06.04.2025 01:29