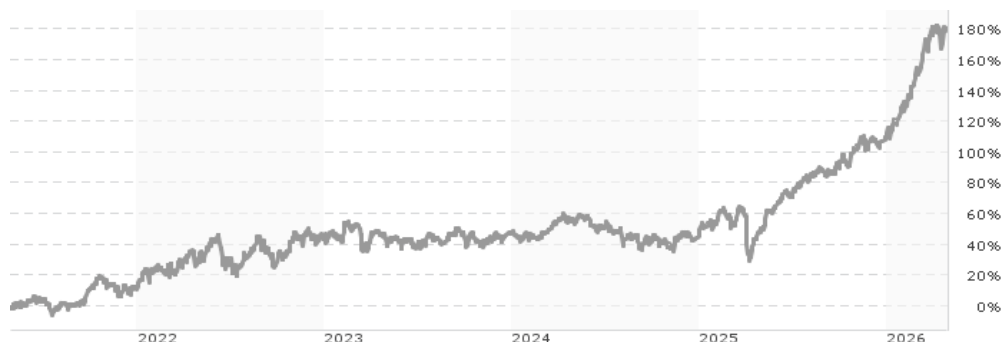


Amundi STOXX Europe 600 Energy Screened UCITS ETF Dist / LU2082998167 / LYX04M / Amundi Luxembourg

| | | | | |
|---------------------------------------|---------------|----------------|-------------------------|----------------------|
| Aktuell 28.04.2026¹ | Region | Branche | Ausschüttungsart | Typ |
| 142,10 EUR | Europa | ETF Aktien | ausschüttend | Alternative Investm. |



Risikokennzahlen

| | | | | | | | |
|-----|---|---|---|---|----------|---|---|
| SRI | 1 | 2 | 3 | 4 | 5 | 6 | 7 |
|-----|---|---|---|---|----------|---|---|

Jahresperformance

| | |
|------|---------|
| 2025 | +43,80% |
| 2024 | -1,36% |
| 2023 | +2,59% |
| 2022 | +29,18% |
| 2021 | +21,59% |

Performanceergebnisse der Vergangenheit lassen keine Rückschlüsse auf die künftige Entwicklung zu.

| Stammdaten | | Konditionen | | Sonstige Kennzahlen | |
|----------------------------|--------------------------------|-----------------------------------|----------|-----------------------------------------------------------|--------------|
| Fondart | Einzelfond | Ausgabeaufschlag | 0,00% | Mindestveranlagung | EUR 1.500,00 |
| Kategorie | ETF | Managementgebühr | 0,20% | Sparplan | Nein |
| Fondsunterkategorie | ETF Aktien | Depotgebühr | - | UCITS / OGAW | Ja |
| Ursprungsland | Luxemburg | Tilgungsgebühr | 0,00% | Gewinnbeteiligung | 0,00% |
| Tranchenvolumen | (28.04.2026) EUR 44,38 Mio. | Sonstige lfd. Kosten (07.04.2026) | 0,30% | Umschichtgebühr | 0,00% |
| Gesamt-Fondsvolumen | (27.04.2026) EUR 268,08 Mio. | Transaktionskosten | 0,12% | Fondsgesellschaft | |
| Auflagedatum | 02.07.2020 | Ausschüttungen | | Amundi Luxembourg | |
| KESSt-Meldefonds | Ja | 09.12.2025 | 4.01 EUR | 5 allée Scheffer, L-2520, Luxembourg | |
| Beginn des Geschäftsjahres | 01.10. | 10.12.2024 | 3.64 EUR | Luxemburg | |
| Nachhaltigkeitsfondsart | - | 12.12.2023 | 2.01 EUR | https://www.amundi.lu | |
| Fondsmanager | Lionel Brafman | 07.12.2022 | 1.19 EUR | | |
| | Salah Benaissa, Pierre Navarre | 06.07.2022 | 1.80 EUR | | |
| Thema | - | | | | |

| Performance | 1M | 6M | YTD | 1J | 2J | 3J | 5J | seit Beginn |
|--------------------------------|--------|---------|---------|---------|---------|---------|----------|-------------|
| Performance | +0,65% | +39,97% | +33,82% | +88,41% | +79,16% | +90,57% | +178,92% | +238,78% |
| Performance p.a. | - | - | - | +88,41% | +33,91% | +23,96% | +22,76% | +23,30% |
| Performance p.a. nach max. AGA | - | - | - | +88,41% | +33,85% | +23,98% | +22,77% | +23,28% |
| Sharpe Ratio | 0,29 | 5,32 | 7,69 | 5,36 | 1,68 | 1,20 | 0,97 | 0,95 |
| Volatilität | 21,99% | 17,70% | 18,73% | 16,09% | 18,90% | 18,21% | 21,35% | 22,24% |
| Schlechtester Monat | - | -0,36% | -0,36% | -6,77% | -6,77% | -6,84% | -10,96% | -10,96% |
| Bester Monat | - | +12,24% | +12,24% | +12,24% | +12,24% | +12,24% | +12,24% | +31,09% |
| Maximaler Verlust | -5,48% | -5,48% | -5,48% | -5,48% | -21,33% | -21,33% | -21,33% | -22,08% |

Vertriebszulassung

Österreich, Deutschland, Schweiz;

1. Wichtiger Hinweis zum Aktualisierungsstand: Das angegebene Datum bezieht sich ausschließlich auf die Berechnung des NAV.

Investmentstrategie

The anticipated level of the tracking error, under normal market conditions, is indicated in the prospectus. The Index is a Net Total Return Index: dividends net of tax paid by the Index constituents are included in the Index return. The Index is a market cap weighted index designed to represent the performance of securities from the STOXX Europe 600 Index (the "Initial Universe") that belong to the energy industry as defined by the Industry Classification Benchmark ("ICB"), after applying a set of compliance, involvement and ESG performance screens, as further described in Appendix I - ESG. The Sub-Fund promotes environmental and/or social characteristics through among others, replicating an Index "integrating an environmental, social and governance ("ESG") negative screening approach.

Fondsspezifische Informationen

Im Rahmen der Anlagestrategie kann in wesentlichem Umfang in Derivate investiert werden. Die Fondsbestimmungen des Amundi STOXX Europe 600 Energy Screened UCITS ETF Dist wurden durch die FMA bewilligt. Der Amundi STOXX Europe 600 Energy Screened UCITS ETF Dist kann mehr als 35 % des Fondsvermögens in Wertpapiere/Geldmarktinstrumente folgender Emittenten investieren: by (i) a Member State of the European Union, its local authorities, or a public international body of which one or more Member State(s) of the European Union are member(s), (ii) any member state of the OECD or any member country of the G-20, or (iii) Singapore or Hong Kong.

Investmentziel

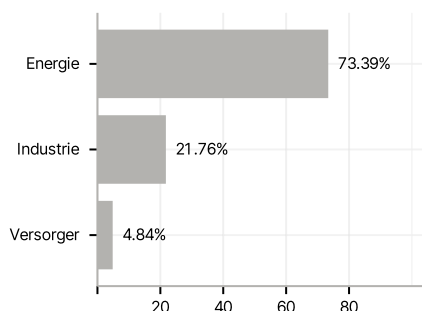
The objective of this Sub-Fund is to track the performance of STOXX Europe 600 Energy Screened+ Index (the "Index"), and to minimize the tracking error between the net asset value of the Sub-Fund and the performance of the Index.

Veranlagungsstruktur

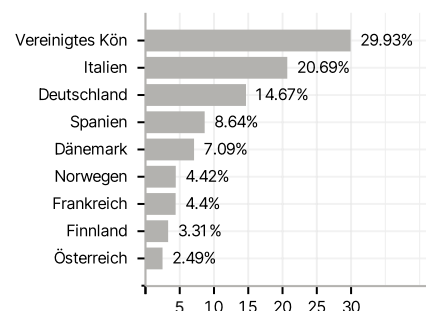
Anlagearten



Branchen



Länder



Währungen



Größte Positionen

